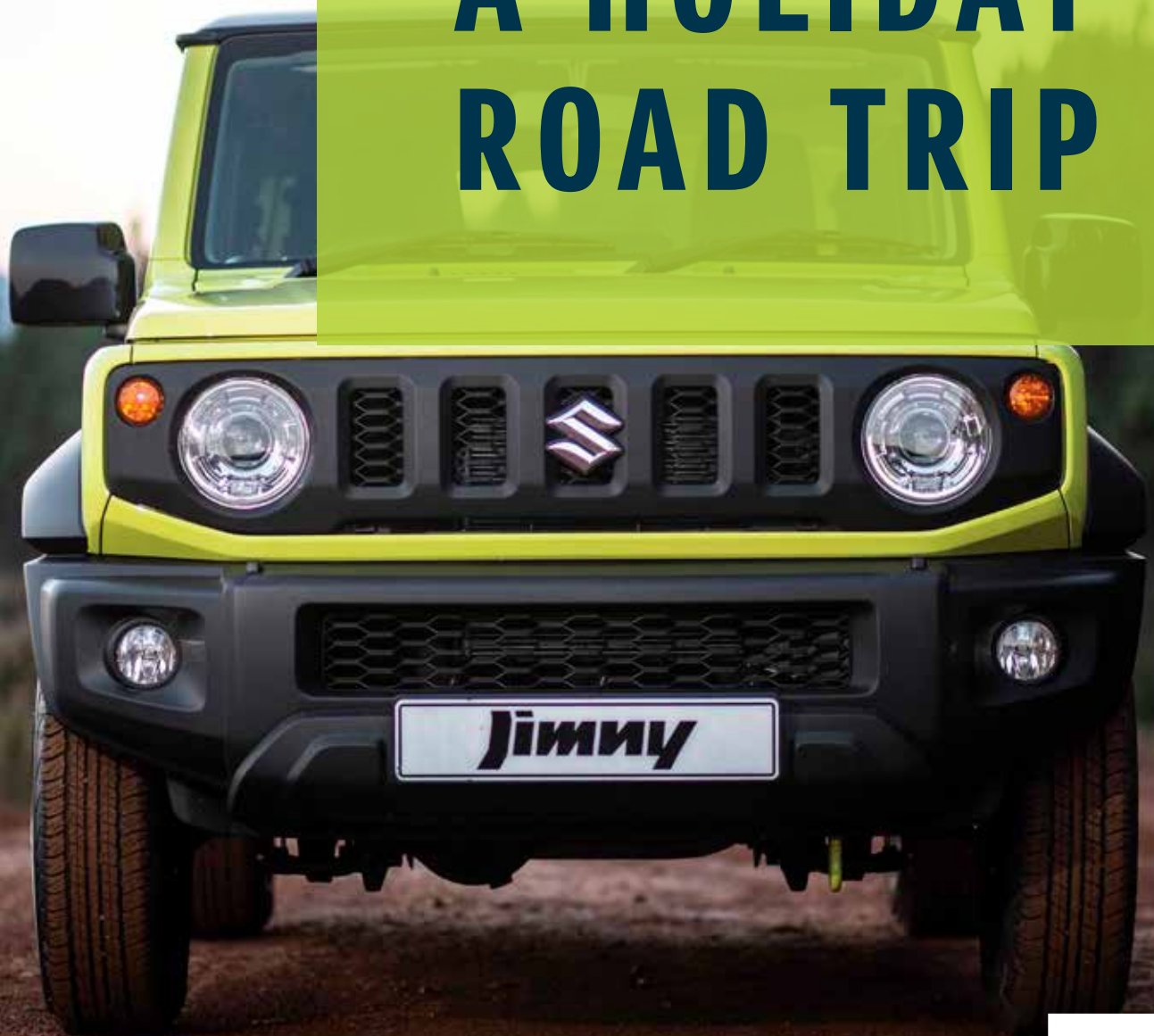


THE ULTIMATE GUIDE TO PLANNING

A HOLIDAY ROAD TRIP



A background image of a road map with various routes highlighted in orange and yellow. The map shows roads, landmarks, and geographical features. A green banner is overlaid on the top part of the map.

CONTENTS



INTRODUCTION

2



PLANNING YOUR ITINERARY

2



FAVOURITE HOLIDAY TRIPS

2



PREPARING FOR THE DRIVE

2



SAFETY TIPS

2



FUEL EFFICIENCY

2



SUBSCRIBE TO OUR BLOG

2

01

INTRODUCTION



THINKING OF PLANNING A ROAD TRIP FOR YOUR NEXT FAMILY HOLIDAY?



You've just made the best decision of your life. You don't need to jump on a boat or a plane to make a lifetime's worth of memories. . . We have some of the world's most amazing wildlife and landscapes right in our backyard.

Family road trips are a South African holiday essential. There's no better way to see our beautiful country and bond with our loved ones simultaneously.

This guide will help give you some destination inspiration, practical tips and fun activities for the drive.

02

PLANNING THE ITINERARY





HALF THE FUN OF A FAMILY ROAD TRIP IS THE PLANNING PHASE.

With the festive season just around the corner, it's the perfect time of year to pack your bags and hit the road for a seaside adventure.



ITINERARY OUTLINE FOR AN EPIC ROAD TRIP FROM DURBAN TO EAST LONDON

Get the whole family together on a lazy Sunday afternoon and start plotting the itinerary for your next adventure.

Now, while there's nothing wrong with parking off at your favourite beach for a week or two, there's just something about following the bends and curves of the Indian Ocean coastline for a more diverse experience.

Sound like fun? Here's an itinerary outline for an epic road trip from Durban to East London, taking you through some of the country's most picturesque coastal villages and breath-taking natural scenery.

DURBAN TO EAST LONDON

DURBAN → PORT EDWARD

163
KM

You'll start your journey in Durban, leaving the hustle and bustle of the city behind as you hit the N2 southbound. The road will take you through a variety of popular beach resorts, including Amanzimtoti, Umkomaas, Scottburgh and Ifafa and finally on into the Hibiscus Coast at Port Shepstone.

Here, you'll leave the national road and follow the R61 through Shelley Beach, Uvongo and South Broom, finally reaching your destination on the very border of the Eastern Cape – Port Edward



ACTIVITIES

As the last outpost of Kwa-Zulu Natal's south coast, Port Edward may seem like nothing but a sleepy little hamlet to many. However, the town has an incredible array of activities to suit every taste!

Outdoor-lovers are spoiled for choice when it comes to beaches and can also opt for boating adventures on the Umtumvuna River. Those who enjoy wining, dining and a little bit of luxury, will love the **Wild Coast Sun**, where the kids

can also play their hearts out at the **Wild Waves Waterpark**. Anyone with a penchant for an aromatic caffeine kick, will certainly appreciate a tour of **Beaver Creek Coffee Farm**, followed by a tasting.

Finally, pay a visit to the **Crag's View Wild Care Centre** see the good work they do in the rehabilitation of vulnerable creatures and don't forget to bring something to donate.

DURBAN TO EAST LONDON

DURBAN → PORT EDWARD (CONTINUED)



ACCOMMODATION

Spend the night right on the water's edge at the **Umtumvuna River Lodge**. It's a popular wedding venue, so be sure to book well in advance!



PLACES OF INTEREST

Located about 21km inland from Port Shepstone, **Oribi Gorge Nature Reserve** a firm favourite among adrenaline junkies. With anything from bridge swings to white water rafting, it's definitely worth a sho't left if extreme is what you're after.



SNACK STOPS

- **Café Amanda** **Amanzimtoti**
A beautiful garden setting with hearty meals at affordable prices.
- **Trattoria la Terrazza** **Southbroom**
Enjoy fresh Mediterranean inspired dishes on a wooden deck overlooking the Umkobi lagoon.
- **The Waffle House** **Ramsgate**
A golden oldie, The Waffle House was established in 1957 and remains a hit with locals and visitors alike.
- **Mac Banana** **Munster**
Part farmstall, part petting zoo, part adventure mecca, as Mac Banana's tagline says, it's an amazing all-in-one experience.



SELFIE SCENERY

With the lush subtropical vegetation all round, **almost anywhere** provides a perfect backdrop for a holiday pic or two.



DURBAN TO EAST LONDON

PORT EDWARD → PORT ST. JOHNS

Sticking to the R61, you'll head back inland for most of this leg, passing through both rural villages and larger towns, such as Bizana, Flagstaff and Lusikisiki. Although it's a beautiful drive, it's not necessarily easy – keep your eyes constantly peeled for potholes and stray animals as you go.

200
KM

ALLOW ABOUT
4 HOURS FOR THE DRIVE



ACTIVITIES

Known as the **'jewel of the Wild Coast'**, it's hardly surprising that Port St. Johns is filled with incredible experiences just waiting to be discovered. Firstly, there are the three beaches – quite unimaginatively named First, Second and Third – all which are perfect for long walks, games and soaking up the sun.

However, if you want to have a swim or a surf, it's best to stick to the more protected Second.

The area also boasts numerous hiking trails and, with the help of local tour guides, you can gain first-hand experience of the Xhosa culture and customs.



ACCOMMODATION

Amapondo Backpacker Lodge offers a comprehensive range of accommodation choices and is also a good spot to find out about local tours and excursions.



SELFIE SCENERY

At the **famous blowhole** just outside Port St. Johns that is known to shoot water up to 20m into the air... especially when seas are rough.

DURBAN TO EAST LONDON

PORT EDWARD → PORT ST. JOHNS (CONTINUED)



SNACK STOPS

The R61 between Port Edward and Port St. Johns doesn't have a huge array of places to pull over, apart from petrol stations in the bigger towns. **However, once in Port St. Johns, try the following:**

- **Delicious Monster**
A mix of Mediterranean-inspired dishes and fresh seafood.
- **Steve's Restaurant & Pub**
Cocktails, pizza, burgers, seafood and good vibes.
- **Wood n Spoon**
Delightfully rustic with delicious fresh fish.



PLACES OF INTEREST

Visit the **charming 100-year-old Cape Hermes lighthouse** overlooking the Mzimvubu River or follow the Waterfall Bluff trail to witness the spectacular site of a river spilling over cliffs and into the sea.

DURBAN TO EAST LONDON

PORT ST. JOHNS → COFFEE BAY

Once again, the roads between these two Wild Coast hot spots could pose some serious challenges. If your vehicle is ready for an off-road challenge, by all means divert off the R61 and onto the notorious gravel roads.

However, if you're feeling more conservative, stick to the tar up until Mthatha and then take the well-trodden route to Coffee Bay from there.

198

KM

VIA MTHATA

ALLOW ABOUT
4 HOURS FOR
THE DRIVE

111

KM

VIA OLD BUNTING

ALLOW ABOUT
3 HOURS FOR
THE DRIVE

134

KM

VIA NGQELENI

ALLOW ABOUT
3-AND-A-HALF
HOURS FOR
THE DRIVE



DURBAN TO EAST LONDON

PORT ST. JOHNS → COFFEE BAY (CONTINUED)



ACTIVITIES

Hang out with local cows and kids on **Mdumbi Beach**. Secluded and unspoilt, it's a great spot for all sorts of sand-based activities, but also for swimming and surfing. Once you've had your fill of the beach, spend time exploring the different backpackers and their bars, perhaps even joining a djembe circle at

Jah Drums.

Of all the activities you can do in Coffee Bay there is, however, only one that you simply cannot miss out on: **a visit to Hole in the Wall**. While it's possible to reach this spectacular natural rock formation by road, hiking over the rolling hills is the far more scenic and memorable option. Just be sure to take enough snacks and drinks to keep your energy levels up.



ACCOMMODATION

As mentioned above, Coffee Bay really does have a wealth of well-run and unique backpackers. However, Coffee Shack could be considered the quintessential spot to stay. If you're in the mood for something slightly more comfy, try the Ocean View Hotel.



SNACK STOPS

- **Surf's up**
Burgers and milkshakes to write home about.
- **Papazela's Pizza**
Generously-topped pizzas, ice cold drinks and stunning views.
- **Village Café**
Famous for its scrumptious toasties and traditional Xhosa dishes.
- **The Tokoloshe Bar at Sugarloaf**
Cozy with a wide range of local, craft and international beers.

DURBAN TO EAST LONDON

PORT ST. JOHNS → COFFEE BAY (CONTINUED)



PLACES OF INTEREST

Feel the need for some pampering?

Hole in the Wall Resort & Spa

will have you feeling fresh as a daisy.



SELFIE SCENERY

Snap a selfie with **Hole in the Wall** as a backdrop.

“

I HAVEN'T BEEN
EVERYWHERE,
BUT IT'S ON
MY LIST. ”

■ PAULO COELHO



DURBAN TO EAST LONDON

COFFEE BAY → MAZEPPA BAY

From Coffee Bay you'll head back inland again and meet up with the N2 just outside of Mthatha. At Idutywa, turn off onto the R408 to head back to the coast once more, where Mazeppa Bay will offer you a warm welcome at the end.

233
KM

ALLOW ABOUT
4 HOURS FOR THE DRIVE



ACTIVITIES

Drawing far less visitors than Coffee Bay and Port St. Johns, Mazeppa Bay is a great spot to **relax and recharge**. Fishing, walking, swimming and poking around the fascinating rock pools are all perfectly good ways to spend your time, and so is visiting the town's famous little offshore island via a beautifully rustic suspension bridge.

Bird-lovers and botanists will love the **Manubi Indigenous Forest**, where magnificent Yellowwood and Sneezewood trees tower over a network of hiking trails and offer a refuge for a huge array of feathered friends.



ACCOMMODATION

Treat yourself and check into the charming **Mazeppa Bay Hotel**.



SNACK STOPS

This part of the world isn't great for dining diversity, so stock up on **some fresh seafood** in Coffee Bay and cook it over the coals on arrival. Or enjoy a decent meal at the hotel.



DURBAN TO EAST LONDON

COFFEE BAY → MAZEPPA BAY (CONTINUED)



SELFIE SCENERY

The **suspension bridge** is sure to inspire some Instagram-envy.



PLACES OF INTEREST

En route from Coffee Bay, you will pass by **Qunu, Madiba's hometown**. Stop off here and visit the **Nelson Mandela Museum**.



DURBAN TO EAST LONDON

MAZEPPA BAY → CINTSA

Head back east to Butterworth, where you will meet up with the N2 once more. This stretch of road is well-maintained and will take you over a few scenic passes, as well as the Great Kei Bridge.

Keep your eyes peeled for the Cintsa turn-off to your left, just a few kilometres after the R349 exit to Kei Mouth.

152
KM
VIA MTHATA

ALLOW ABOUT
3 HOURS FOR
THE DRIVE



ACTIVITIES

Even though you could probably push through all the way to East London, the little town of Cintsa is so **magical you simply cannot give it a miss.**

Most activities in the area are focused around the Cintsa River, its estuary and the endless stretch of wild beach surrounding it. Sign up for a **surf lesson**, go for a **horse ride** along the dunes or simply set out on a sunset stroll.

You can also enjoy a local **Emerald Vale Brewery** experience at Emerald Vale Brewery where they currently produce four different brews, as well as their very own iced tea.



ACCOMMODATION

Buccaneers Lodge & Backpackers

comes highly recommended. Spread out over **8ha of indigenous forest**, they have a truly diverse accommodation offering and a bar with an unparalleled view of the beach.

DURBAN TO EAST LONDON

MAZEPPA BAY → CINTSA (CONTINUED)



SNACK STOPS

Save your appetite for Cintsa and enjoy meals at:

- The Barefoot Café**
 A colourful eatery with a laid-back vibe.
- Tea in the Trees**
 Famous for its ethereal woodland atmosphere, good breakfasts and freshly-squeezed orange juice.
- The C Club**
 The menu keeps a careful balance between traditional and innovative fare, and sticks to the basics of simplicity, authenticity and freshness.



PLACES OF INTEREST

Located between Cintsa and East London, the **Areena Riverside Resort** is a great accommodation alternative and also has a wonderful riverside restaurant.



WHEN YOU GO
ON A ROAD TRIP,
THE TRIP ITSELF
BECOMES PART
OF THE STORY.



■ STEVE RUSHIN



SELFIE SCENERY

On the **bar deck at Buccaneer's** sipping an ice cold Emerald Vale brew.



DURBAN TO EAST LONDON

CINTSA → EAST LONDON

The final and shortest stretch of your epic coastal journey will take you right back to the N2 and into the capital of the Sunshine Coast: East London.

43.4
KM

A SMOOTH 40
MINUTES' DRIVE



ACTIVITIES

Although it may not be as big as Joburg or as beautiful as Cape Town, East London is full of fun surprises.

If you're into art, culture and architecture, be sure to visit Fort Glamorgan which was erected on the banks of the Buffalo River in 1848 to guard the supply line to King Williams Town. Explore Xhosa culture and cuisine at **Khaya la Bantu Cultural Village** and check out the majestic Victorian Renaissance City Hall with its impressive equestrian statue out front. The 19m tall Hood Point Lighthouse is also worth a visit.

Looking for something a little more quirky? Visit East London local, Peter Bruton's private Coca-Cola museum.

Since the 1970s, he's preserved more than 6 500 items related to this resilient and legendary beverage brand. To get a peek, give him a call on 082 967 8585.

Of course, the city also has its fair share of **foodie experiences**. Head to **Imbizo Café** for African cuisine with a generous helping of jazz to jam out to on the side. At **Grazia's Fine Food & Wine** you can sip bubbly, while enjoying dainty gourmet delicacies. For more family-friendly options, check out **Lavender Blue Market** and **Country Bumpkin Restaurant**.

Beaches and birding are also big attractions, and so are the **Apex Predators Snake Park** and **Xtreme Valley Golf Course**.

DURBAN TO EAST LONDON

CINTSA → EAST LONDON (CONTINUED)



ACCOMMODATION

We suggest perusing [Airbnb](#) for accommodation options that **suit your needs** and your pockets.



PLACES OF INTEREST

One of East London's biggest suburbs, **Gonubie** is home to a selection of magnificent beaches and nature trails.



SELFIE SCENERY

In front of the pink facades of **City Hall**.

**HAPPY TRAVELS AND
ENJOY THE JOURNEY!**



03

FAVOURITE HOLIDAY TRIPS



THE HIDDEN GEMS OF SWAZILAND



Looking for somewhere exciting to take your 4x4? Eloise Brink went travelling around Swaziland and saw some spectacular sights.

A tiny country with a big heart, Swaziland's charm lies in its rich natural beauty and the kindness of its people. For South Africans, access is fairly simple, with no prior paperwork required – a simple show of your valid passport on arrival and you're on your way. But Swaziland shouldn't be just a detour en route to other more popular attractions such as the **Kruger National Park** – it's worthy of a holiday experience all on its own.



THE HIDDEN GEMS OF SWAZILAND (CONTINUED)

The Swazi kingdom prides itself on **heritage and culture** – qualities it has in abundance – which make for a vibrant, interesting and educational visit.

The royal family plays a profound role in society: every establishment honours **King Mswati III** and the Queen Mother by hanging photos of them on the wall.

From OR Tambo International in Joburg, the drive takes us roughly five hours. Watching Mother Nature adjust her face keeps me entertained and the baboons on the side of the road watch us as we pass. Considering the number of people our guide Banele greets along the way, he may be a celebrity in these parts. As he shares the royal surname – Dlamini – we curiously enquire about his status. He laughs it off, telling us it’s a small country, and everybody here knows everybody. And, with an overall population of only 1.25 million, it’s not difficult to believe.

The essence of the Swazi culture is captured in the greeting **‘sawubona’**, which translates literally as **‘I see you’**. The people here have a keen interest in each other, and I’m eager to learn the greeting, but am warned by Banele that this may result in an immediate urge for anyone I greet to engage. As he predicted, the first lady I greet leaps right into conversation. My ensuing silence soon has us both giggling. I’m sure she values my attempt to speak her language, and I’m grateful for her enthusiasm about my abilities.

The Swazi people are as creative as they are hospitable. Our first stop is at **Ngwenya Glass**. The collection of ornaments made from recycled glass shows off how skilled the glass-blowers are. A selection of boutique shops on the premises stock locally produced crafts and goods, including paper jewellery, clothing, handmade chocolate and hot sauce. After a leisurely stroll around the complex, we head to **Malolotja Nature Reserve** for some adventure.



SAWUBONA



I SEE YOU



THE HIDDEN GEMS OF SWAZILAND (CONTINUED)



Malolotja is the largest nature reserve in the country, set in the mountains of north-west Swaziland. The **Majolotja Canopy Tour**, which will soon have us zip-lining between 11 platforms, awaits. After a quick briefing, we're geared up and ready to see the valley from a bird's-eye view. Standing on the platform, I am more nervous than anything, but it doesn't take long to get the hang of it and soon we are monkeying around, enjoying the airborne freedom.

Along the way, our guide keeps us intrigued by talking about the flora, and we joke about some interestingly named plants. Down below, we spot some beautifully isolated cabins and camping sites where hikers can overnight.

Piggs Peak Hotel and Casino is our comfy venue for the night, right next to the King Mswati II Highway in the northern part of Swaziland.

There is something nostalgic about the hotel, and once I walk into my room, I am pleasantly surprised by its comfort and spaciousness. I head out to my balcony to catch the exquisite sunset.

Attention to detail is evident everywhere – we each receive a beautiful fruit basket from the manager as an apology for not being able to welcome us in person – proof again of the Swazi people's kindheartedness.

THE HIDDEN GEMS OF SWAZILAND (CONTINUED)

Mlilwane Wildlife Sanctuary, one of the Big Game Parks, is next. It's situated in Lobamba, and visitors can stay in the traditional grass dome-shaped huts in the three beehive villages. Cycling through the park is the best way to see it – it is more off-road than expected, but every bit of energy exerted pays off. We head through a forest of eucalyptus trees – the smell is intoxicating. Herd of zebras nonchalantly graze as we pass by.

This must be one of the best ways to see game, presuming they're not of the big predatory variety. Around the corner, a troop of baboons startle me, and I wait for the others to catch up to me before continuing. As it turns out, these furry friends are rather polite, and give way to us graciously.

Later, a stroll around the country's first recognised botanical garden, **Summerfield Botanical Garden** in Manzini, has us all building up an appetite for our delicious three-course meal at the renowned **Palm Cascades Restaurant**.

Back on the road, we head through to the Ndlovu Camp in the **Hlane Royal National Park**, which is home to four of the big five.



“WE ALL TRAVEL THE MILKY WAY TOGETHER, TREES AND MEN.”

■ JOHN MUIR

Our rondavels don't have electricity, which is pretty much the perfect touch, as it allows us to marvel at the Milky Way without any light pollution. I'm about to extinguish my paraffin lamp for the night when I'm startled by a lion grunting – our hosts have reassured us that we're safe, but he seems awfully close by. I peer through my window, and I can swear that he is right outside.

THE HIDDEN GEMS OF SWAZILAND (CONTINUED)

While on our way to **Mkhaya Game Reserve**, another of the Big Game Parks, we make a quick stop at House on Fire. The enchanting performance arena has been intricately decorated by local artists, and I can imagine myself getting lost for hours. The annual **Bushfire Festival**, where musicians shake up the night with some local beats, is held here.

The jewel in Swaziland's crown has to be Mkhaya Game Reserve, located in the Lubombo region. Local ladies wearing traditional clothing greet and welcome us, and then accompany us along the lantern-lit pathway carrying our luggage on their heads. A semi-open stone-and-thatch unit, my resting place for the night, immediately makes me want to settle in and stay forever. In the dining area, we feast on heavensent pot bread, watermelon soup and game stew, topped off with 'Mkhaya zebras', crispy vetkoek desserts that have been filled with chocolate.

As we gather around the firepit, the traditionally dressed women reappear with a special performance prepared for us. Entranced by the drumbeat, we watch their every move, their legs kicking into the air and voices carried off into the night. **Soon, we're dancing alongside them, and we end off with a rendition of 'Shosholoza'.**

In the morning, our last game drive awaits, and our knowledgeable guide captivates us all with facts about the local wildlife.

The newly built George Hotel hosts us for our last night, and we're amazed at the generous portions of the evening meal. Banele says that in Swazi culture, one always ensures there is enough to go around, and extra for anyone who may drop in unexpectedly – which was certainly the case here.

The Swazi people go out of their way to make you feel at home, and it won't take too long before you are allocated a name by your bartender. I was dubbed 'Xandi', meaning 'one that belongs here' – and yes, I have felt a strong sense of belonging, from the very moment I crossed the border.



XANDI



ONE THAT BELONGS HERE



THE HIDDEN GEMS OF SWAZILAND (CONTINUED)



GETTING THERE

From OR Tambo International, the drive to Swaziland's Ngwenya border post takes **three hours**. If you've flown in, renting a car is your best bet. Get a letter from the rental company and have your passport at the ready when you arrive at the border.



GETTING AROUND

Main roads throughout Swaziland are well maintained, apart from a few potholes and some goats you may encounter along the way. **There are, however, gravel roads in rural areas**. While basic security precautions should always be taken, you will find that the country is quite safe.



HELPFUL INFO

For more information, get in touch with **Swaziland Tourism**, who'll go out of their way to assist you with all your queries.

EIGHT GAME PARKS OFF THE BEATEN TRACK



There are some pretty incredible game parks around South Africa - and some you probably didn't know deserve a visit. Here are our 8 favourite game parks off the beaten track.

EIGHT GAME PARKS OFF THE BEATEN TRACK (CONTINUED)

ONE ADDO ELEPHANT NATIONAL PARK

Established to conserve a small enclave of elephants, this Eastern Cape institution is a big-seven park, which also incorporates the evocative Zuurberg section and the immense coastal dunes of the Woody Cape area.



FROM PORT ELIZABETH,
EASTERN CAPE



UNMISSABLE - - - - -
**SEE THE BIG FIVE FROM
THE BACK OF A HORSE
ON A TWO-HOUR TRAIL.**

Image from **Wildlife South Safari**



EIGHT GAME PARKS OFF THE BEATEN TRACK (CONTINUED)

TWO MOUNTAIN ZEBRA NATIONAL PARK

This small, underrated park allows visitors to see four of the big five in a relaxed, laid-back manner. The rugged mountain landscapes provide a unique backdrop and, during colder months, some of the peaks may even receive snow. The park is also home to aardvark, blue crane and Denham's bustard.

12
KM

FROM CRADOCK,
EASTERN CAPE



UNMISSABLE ———
TRACK A CHEETAH ON
FOOT WITH THE HELP
OF A GUIDE.

EIGHT GAME PARKS OFF THE BEATEN TRACK (CONTINUED)

THREE HLUHLUWE-IMFOLOZI PARK

The terrain in this KZN mega-park is hilly, subtropical and lush. It is particularly well known for rhino (white and black), but it's actually home to all of the big five. There are two main camps and several private lodges.

OFF THE N2
±250
KM

NORTH OF DURBAN,
KWAZULU-NATAL



EIGHT GAME PARKS OFF THE BEATEN TRACK (CONTINUED)

FOUR K GALAGADI TRANSFRONTIER PARK

Red dunes, imposing camel thorns and dry riverbeds make for an incomparable safari experience. The sparse vegetation also means spotting animals is extremely easy – with lions, leopards and cheetahs all regularly seen roaming about.

±250
KM

NORTH OF UPINGTON,
NORTHERN CAPE



EIGHT GAME PARKS OFF THE BEATEN TRACK (CONTINUED)

FIVE ETOSHA NATIONAL PARK

Etosha, 'the great white place', is named after the enormous salt pan that dominates the park's terrain, which can even be seen from space.

The park has a great concentration of animals, and they are easy to find: just unwind at a watering hole and wait for them to come to you. The park is accessible by regular sedans too.



FROM WINDHOEK,
NAMIBIA



UNMISSABLE

WATCH THE ACTION AT
OKAUKUEJO REST CAMP'S
POPULAR WATERING HOLE

EIGHT GAME PARKS OFF THE BEATEN TRACK (CONTINUED)

SIX MAPULA LODGE

The mighty Okavango River empties itself into an enormous basin in the Kalahari Desert, which attracts all creatures like a magnet. Mapula Lodge is all about understated luxury, and rates include both land- and water-based safaris for all.

45
MINUTE

FROM MAUN,
OKAVANGO DELTA,
BOTSWANA



UNMISSABLE
EXPLORE THE DELTA IN
A MOKORO

EIGHT GAME PARKS OFF THE BEATEN TRACK (CONTINUED)

SEVEN **MADIKWE GAME RESERVE**

This vast private reserve boasts the big five and a whole lot more to boot. Plentiful game roams the grassland, woodland and mountains, while 18 private lodges cater for every type of customer and budget.

4
HOURS

FROM JOBURG, ON THE
BOTSWANA BORDER,
NORTH WEST



UNMISSABLE
SPY A WILD DOG.

EIGHT GAME PARKS OFF THE BEATEN TRACK (CONTINUED)

EIGHT LONDOLOZI GAME RESERVE

This incredible game reserve on the Sand River bordering the Kruger National Park has very impressive concentrations of game, as well as beautiful terrain and five luxurious camps. Rates include three scrumptious meals a day, as well as game drives in the morning and evening.

75
KM

FROM HAZYVIEW,
MPUMALANGA



UNMISSABLE - - - - -
GET UP CLOSE WITH
THE RESERVE'S FAMOUS
LEOPARDS.



OUR FOUR FAVOURITE 4X4 TRAILS AROUND CAPE TOWN



With the sheer natural beauty of the Cape, it doesn't take much to get in the car and hit the trails. Here's our round up of 4 awesome 4x4 routes you'll love.

What's better than bashing the beach and the bush? Not much! These are the killer trails you'll want to remember for your next trip.



OUR FOUR FAVOURITE 4X4 TRAILS AROUND CAPE TOWN (CONTINUED)

ONE KLIPBOKKOP MOUNTAIN RESERVE

Enveloped in fynbos clad mountains, this reserve offers more than 55km of customised, guided 4x4 trails for all skill levels. It is also home to the Goodyear 4x4 Academy, which runs off- road group training courses covering a variety of terrains. Guests stay in air conditioned en - suite rooms or self -catering sleeps with shared kitchen and braai facilities.



**WORCESTER,
WESTERN CAPE**



AND MORE

**SCENIC SWIMMING
POOL WITH A VIEW,
BIRDPWATCHING, AND
BEER TASTING WITH THE
RESIDENT BREWMASTER
AT THEIR CRAFT BREWERY
AND PUB.**



OUR FOUR FAVOURITE 4X4 TRAILS AROUND CAPE TOWN (CONTINUED)

TWO BOEGOEBERG 4x4

This popular 25km 4x4 trail climbs high up into the mountains. Dubbed the Old Donkey Wagon Trail, the road was initially built by farmers for harvesting buchu. Test your mettle on everything from steep ascents and descents to technical driving sections, where you have to negotiate around and over large rock formations.

There are chalets, rooms and two campsites – one with a swimming pool at the start of the trail; the other at the top of the mountain. There’s also an isolated sandstone shelter with bunk beds built against a rock overhang, with a waterfall nearby.



CLANWILLIAM,
WESTERN CAPE



AND MORE

A FARM SHOP

STOCKING BASIC

SUPPLIES

OUR FOUR FAVOURITE 4X4 TRAILS AROUND CAPE TOWN (CONTINUED)

THREE MARCUSKRAAL 4x4 AND CAMP SITE

These scenic trails wind through fynbos to the summit of a mountain. Test your skills with a wide range of driving conditions, from thick sand and loose rock, to steep, rocky inclines. Most trails are suitable for newbies, but there are also more challenging obstacles for serious 4x4ers.



CITRUSDAL,
WESTERN CAPE



AND MORE

A JUNGLE GYM AT THE CAMPSITE WILL KEEP YOUR LITTLE ONES ENTERTAINED.

Afterwards, you can pitch your tent on the grassy campsite boasting shady trees, a swimming pool, electricity and tip top ablutions; or book a bed in a luxury chalet with air conditioning, DSTv and your own jacuzzi.

OUR FOUR FAVOURITE 4X4 TRAILS AROUND CAPE TOWN (CONTINUED)

FOUR WALKER BAY 4X4 FISHING TRAIL

This beautiful route hugs the coast and promises some epic and completely fishing spots for the fishermen.



STANFORD,
CAPE OVERBERG



OUR SIX FAVOURITE NATIONWIDE FAMILY FRIENDLY BNBs



Finding a family friendly BnB to rest the kids isn't always easy. Here are our favourites from around the country.

South Africa is a beautiful country with many unique, memorable spots for a family holiday. Where to stay is a little trickier, with a loud and messy brood, but we've narrowed down our five favourite places.

OUR SIX FAVOURITE NATIONWIDE FAMILY FRIENDLY BNBS (CONTINUED)

ONE HOMTINI GUEST FARM



**KNYSNA,
GARDEN ROUTE**



This getaway is tucked away in an indigenous forest on a working farm, and luxury tents are enveloped in fynbos.

There are two private tents in the shade of the forest, looking down on the Homtini river valley and over the

Outeniqua Mountains (both with large wooden decks with views and en-suite bathrooms). The two family lodge tents sleep four.

All come with kitchenettes with fridges, gas Weber braais and kettles, but the family tents all share a kitchen area.

AND MORE

SAUNA, MASSAGES, SWIMMING, WALKING AND CYCLING TRAILS, CRICKET SETS AND A PLAY AREA FOR THE KIDS.

OUR SIX FAVOURITE NATIONWIDE FAMILY FRIENDLY BNBs (CONTINUED)

TWO MTENTU LODGE



**WILD COAST,
EASTERN CAPE**



This off-the-beaten-track eco-lodge offers six cute little wooden Aframe cabins with canvas entrances (two of them with sliding doors) and communal ablutions – the perfect tent/cabin combination.

Marvel at untouched beaches, waterfalls, friendly locals, starry skies and the turtles in the estuary. Cook your own food or go for their catered packages and sit around the communal bonfire while the staff cook up everything from seafood dinners to stews.

AND MORE

HIKING, CANOEING, HORSE RIDING, FISHING, CYCLING AND THE CHANCE TO ATTEND A SANGO-MA HEALING CEREMONY

OUR SIX FAVOURITE NATIONWIDE FAMILY FRIENDLY BNBs (CONTINUED)

THREE STONE HILL



Self-catering timber cottages (sleeping two to six) with fully fenced gardens for Fluffy to frolic in.

Each comes with a large patio, braai area, inside fireplace, DStv and hot outside shower for dogs and humans.

Sociable, house-trained pets of all sizes are welcome here. With a five kilometre walking/mountain bike trail and a small riverine area where kids can enjoy splashing about.

AND MORE

TAKE IN VIEWS FROM THE SPLASH POOL, AND PRE-ORDER PICNIC BASKETS, MEALS OR FRESH FARM BREAD

OUR SIX FAVOURITE NATIONWIDE FAMILY FRIENDLY BNBs (CONTINUED)

FOUR DIE GROENHUIS GUEST HOUSE



Three lovingly restored Karoo town houses on the outskirts of the very pretty Philippolis.

Take a relaxed stroll through the village with its treelined streets and old buildings, or kick back and rest on a bench outside your room and soak in the peaceful Karoo scenery.

AND MORE

TAKE A DRIVE TO NEIGHBOURING GHOST TOWN WATERKLOOF (JUST FIVE KILOMETRES AWAY), BIRD WATCH (THE AREA IS HOME TO MORE THAN 200 SPECIES) OR EVEN MAKE A STOP AT THE TIGER FARM THAT IS SITUATED NEARBY.



OUR SIX FAVOURITE NATIONWIDE FAMILY FRIENDLY BNBs (CONTINUED)

FIVE LA BASTIDE



**MAGALIESBURG,
NORTH WEST**



Make a stop at this charming establishment, offering three well appointed self-catering cottages and five guest rooms, all tastefully decorated with French country flair.

Treat yourself to their breakfast baskets with tasty eats such as fresh fruit kebabs, muesli, croissants and cold meats.

AND MORE

POOL AND COMMUNAL BOMA WITH OUTSTANDING VIEWS OF THE MOUNTAIN




OUR SIX FAVOURITE NATIONWIDE FAMILY FRIENDLY BNBs (CONTINUED)

SIX DOLPHIN POINT BED & BREAKFAST



**AMANZIMTOTI,
KWA-ZULU NATAL**



The whole family will love the beautiful views of Dolphin Point Bed & Breakfast, with its comforting atmosphere and closeness to the sea and a range of activities.

The BnB overlooks the warm Indian Ocean and is a mere half hour from the airport.

AND MORE

A BIRD PARK, GOLF COURSE, TEN PIN BOWLING AND MORE ARE ALL AROUND THE CORNER FROM THE BNB.



SEVEN AFFORDABLE FAMILY FRIENDLY BNBs



Want to go on holiday, but heading to the busy beach is a little too painful to contemplate? Try something unique instead in some of these off the beaten track BnBs around South Africa.

Gauteng may not seem like the destination of choice for most families, but there are some pretty great, affordable spots around the City of Gold if the thought of the busy, bustling beaches is too much to bear.

SEVEN AFFORDABLE FAMILY FRIENDLY BNBs (CONTINUED)

ONE BARTON'S FOLLY TROUT & NATURE RETREAT



**HEKPOORT,
GAUTENG**

Barton's Folly Trout and Nature Retreat is situated between two mountains in the beautiful Hekpoort area near Magaliesberg.

ROSE COTTAGE, A BEAUTIFULLY APPOINTED SELF-CATERING UNIT WITH EVERY CONVENIENCE, IS IDEAL FOR A GETAWAY AND A BIG, BEAUTIFUL LAWN FOR THE KIDS.

SEVEN AFFORDABLE FAMILY FRIENDLY BNBs (CONTINUED)

TWO THE DULLSTROOM INN



**DULLSTROOM,
MPUMALANGA**

This is not only the oldest hotel in Dullstroom, it's also one of the liveliest as it's frequented by the biker clubs whose members stay there for the comfy accommodation, and the locals who hang out at the pub.



TRY THE FRESH PIES WHILE YOU'RE THERE, AND TAKE THE KIDS FISHING OVER THE WEEKEND.



SEVEN AFFORDABLE FAMILY FRIENDLY BNBs (CONTINUED)

THREE WOODBUSH FOREST RESERVE



MAGOEBAKLOOF

The hikes in Woodbrush Forest Reserve near Haenertsburg are beautiful, and with fresh streams, crisp waterfalls and some phenomenal pools you'll feel like you're in a movie.



THIS IS DEFINITELY FOR OLDER KIDS, AND BRING A BOOK - NO TECH IN THE FOREST!



SEVEN AFFORDABLE FAMILY FRIENDLY BNBs (CONTINUED)

FOUR DIE OU PASTORIE GUEST HOUSE AND RESTAURANT



**SKEERPOORT,
MAGALIESBERG**

This enchanting guest house nestles at the foot of the Magaliesberg. Enjoy walking around the impressive gardens and then visit the restaurant to sample some delicious cuisine. If you are lucky, you'll get to sample some freshly harvested vegetables. There are eight tastefully decorated en-suite rooms offering all of the necessary facilities to make your stay comfortable.

DON'T FORGET TO VISIT THE SHOP TO PICK UP SOME YUMMY TREATS TO TAKE HOME WITH YOU.

SEVEN AFFORDABLE FAMILY FRIENDLY BNBs (CONTINUED)

FIVE MABALINGWE NATURE RESERVE



BELA-BELA

This beautiful game reserve, near Bela-Bela, is very close to Johannesburg and is wonderful spot for a family getaway. No need for a 4x4 to enjoy the immersive game viewing roads, and bring your camping gear.

THE SEKELBOSGAT AND ROOIBOKLAAGTE LODGES COME HIGHLY RECOMMENDED, AND COME WITH AN OUTDOOR BRAAI AREA, AND EVEN A POOL FOR THE KIDS.

SEVEN AFFORDABLE FAMILY FRIENDLY BNBs (CONTINUED)

SIX FOREVER RESORTS



BADPLAAS

Your kids are going to love Forever Resorts. There's enough activities to keep them busy - swimming (a lot of swimming!), to mini-golf, paintball, go-carts and, best of all, super tubes - and fun for parents too, with tennis, restaurants and more.

THE SELF-CATERING CHALETS ARE PERFECT FOR AN AFFORDABLE GETAWAY, THOUGH THERE'S ALSO CAMPING AND A HOTEL.

SEVEN AFFORDABLE FAMILY FRIENDLY BNBs (CONTINUED)

SEVEN HOLLYBROOKE FARMS



MAGALIESBERG

Imagine overlooking the Magalies river in a working farm... This is possible in Hollybrooke Farm's self-catering stone cottage.

THERE ARE FARM ANIMALS FOR THE YOUNGER CHILDREN, WITH MANY ACTIVITIES FOR THE WHOLE FAMILY FROM THE CALM, LIKE HORSE RIDING, TO MORE ACTION-BASED ACTIVITIES, LIKE QUAD BIKING, ARCHERY, AIR-RIFLES AND PAINTBALL ARE ALL AVAILABLE

04

PREPARING FOR THE DRIVE





USE THESE HANDY CHECKLISTS TO MAKE SURE YOUR HOUSE IS SAFE WHILE YOU'RE AWAY, AND YOUR CAR IS READY FOR THE DRIVE.

If you have young children or pets that'll be joining you on your holiday, make sure that you (and they) are fully prepared for the drive too.

PRE-HOLIDAY HOUSE PREPARATION

Preparing for a holiday trip includes getting your house in good order before you leave! Clive Humphrey, the managing director of ADT Central Region, shared his pre-holiday house preparation checklist to keep your property and belongings safe while you're away.



PRE-HOLIDAY HOUSE PREPARATION (CONTINUED)



POINTS OF ACCESS

Check for all points of access in your home and ensure all gates, fences and burglar bars are in tip-top shape before you leave.

INFORM NEIGHBOURS

Tell your immediate neighbours (if you have good relations with them) and security company when you will be away and when you're expected to return.

INFORM SECURITY COMPANY

Tell your security company who they can expect to find on the property if you get a house sitter or loved one to visit your home occasionally during your holiday.

EXPLAIN YOUR SECURITY TO THE HOUSE SITTER

Brief your house sitter on your security and make sure they know who to call in an emergency, how to set all the relevant alarms, lock the gates properly and any other measures you have in place.

DON'T POST ON SOCIAL

Don't post your plans on social media platforms. You put your home at risk of theft by alerting a wider audience to the fact that your home is empty.

COLLECT MAIL

A bulging mailbox is an obvious sign of an empty house, so make sure your mail is collected or better yet, not delivered at all.

PRE-HOLIDAY HOUSE PREPARATION (CONTINUED)

TRIM HEDGES OR TREES

Trim the hedges or trees by your gate so intruders can't hide behind them.

HIDE AWAY KEYS

Don't leave any keys visible. Ensure that they are out of sight in a drawer that's accessible to you.

PACK AWAY TOOLS AND LADDERS

Pack away all ladders and tools as these can be used to break into your house.

HIDE AWAY YOUR CAR

Park your car out of sight in a secure area.

CHECK ELECTRICS

Check your plugs, electrics and unplug anything that could be affected by a lightning storm especially if you don't have a house sitter. Internet routers are particularly susceptible to lightning damage.

GIVE SOMEONE SPARE KEYS

Give your spare keys to someone you trust. Have them pop into your home at varying hours. Remember that movement in and out of the house is a deterrent to criminals.



PREPARING YOUR CAR FOR THE HOLIDAY DRIVE

With the frenzy around the holidays, preparing your car for the holiday drive is the last thing on your mind - but it's essential for a safe trip on the notoriously dangerous South African highways.



Doing some pre-emptive checks on your car might feel like your last priority before you go on holiday, but unfortunately South African roads can be a nightmare over the busy holiday season.

Says South Africans Against Drunk Driving (SADD), quoting Minister Dipuo Peters, **“Festive road fatalities have increased by 14% . Between 1 December 2015 and 11 January 2016 there were 1755 fatalities on South African roads, which indicates an increase of 220 deaths from the 1535 deaths in the 2014/2015 festive period.”**

Though you can't control the other drivers on the road, you can make sure your car is in good shape and can handle any potential incidents.

PREPARING YOUR CAR FOR THE HOLIDAY DRIVE (CONTINUED)

Here's our checklist of what you need to get in good working order before taking your car on that long road trip.

Print this list out if that means taking this list with you to the garage.



01 IS YOUR LICENCE DISK VALID?

Tell your immediate neighbours (if you have good relations with them) and security company when you will be away and when you're expected to return.

02 DOES YOUR WINDSCREEN HAVE ANY CRACKS OR CHIPS?

Visibility is essential and a cracked windscreen is both difficult to see through and could break during a car crash or other incidents.

03 ARE YOUR WIPER BLADES CLEAN?

Just give them a wipe so they don't REDUCE visibility during a rainstorm.

04 ARE YOU DUE FOR A SERVICE?

Don't void your warranty while you're on leave - rather get an early service done. This is also key for any last minute checks on your brake pads, tyres, fluid levels and filters.

05 IS YOUR SPARE TYRE FULLY PUMPED?

Make sure your spare tyre is in good condition - there's nothing worse than TWO flat tyres when you think you're home free!

PREPARING YOUR CAR FOR THE HOLIDAY DRIVE (CONTINUED)

06 ARE YOUR LIGHTS AND INDICATORS ARE WORKING?

Wheels24 says, “Ensure that all bulbs on your vehicle are in working order to ensure that you can see, be seen and heard and clearly indicate your intentions.” Get someone’s help to check your back lights and brake lights.

07 DOES EACH TYRE HAVE ENOUGH TREAD?

“The South African legal limit is 1mm of tread, but anything below 3mm limits the tyre’s ability to function effectively,” says Wheels24.

08 ARE YOUR BRAKES WORKING?

Do you have enough brake fluid? Make sure your brake pads, drums and pads are all in good condition too.

09 IS YOUR RADIATOR WORKING?

Make sure your car’s cooling system, including your water pump, is doing it’s job properly and keeping your car from overheating.


10 ARE YOUR SHOCK ABSORBERS AND SUSPENSION SYSTEMS IN GOOD CONDITION?

Wheels24 says, “If your vehicle’s ride quality is harder than it normally is.

For instance rolling a lot when turning into corners or needs a longer distance to stop, then worn or damaged suspension parts like shocks or struts may need to be replaced.”

PREPARING YOUR TODDLER FOR THEIR FIRST LONG DISTANCE ROAD TRIP

Toddlers are a wonderful and exhausting ball of energy, tantrums and excitement in one adorable package. Megan MacDonald, Assistant Marketing and PR Manager at Suzuki SA, shares her advice on travelling with the little one.



It's quite intimidating to think of packing a toddler - a crawling, talking bundle of energy - into a car for a long road trip. Megan MacDonald, Assistant Marketing and PR Manager at Suzuki SA, raised two of them to happy young adulthood and she shares her advice on a successful road trip with the under 5s.

PREPARING YOUR TODDLER FOR THEIR FIRST LONG DISTANCE ROAD TRIP (CONTINUED)

EASILY ACCESSIBLE OUTFIT CHANGES

Not packing additional, easily accessible clothes for a little one with a diaper and a penchant for spilling is asking for trouble.

Keep these on top of the other luggage so you can grab them in an emergency.

SNACKS

Pack their favourite snacks, and keep them easily available too. A little something to munch on will make anyone happier.

READING

In Megan's experience, little kids love being read to. Pack some favourite books, and download audio books too. A book series is a great idea too.

MUSIC

Little kids love music, so despite the irritation, pack their favourite CD along too. The tantrum-free trip will be worth the repetitive lyrics!

WATER

It's easy to forget, but water in a sippy cup is really essential for a long trip in a hot car (even if you have climate control).



PREPARING YOUR TODDLER FOR THEIR FIRST LONG DISTANCE ROAD TRIP (CONTINUED)

□ PLAN FOR BATHROOM BREAKS

With not much self-control and smelly diapers in tow, planning where to take your little one for a bathroom break will become very important when you can't find a spot.

□ TOYS

We can't emphasise enough how much you need to entertain them. Some toys will make all the difference on a long trip.

For colouring in pages and more, download our free car games ebook.



TEN TIPS FOR A FUN FAMILY ROAD TRIP WITH YOUR PETS

Taking your furry babies with you on holiday can be loads of fun, but 12 hours in the car can be challenging. Here are some tips on travelling with pets to help the journey go smoothly.



After a year of hard work, there's nothing quite like a family roadtrip to kick start the holiday season. But who's going to look after your furry friends while you're away? Many pet owners are faced with the struggle of finding a suitable house sitter, or leaving their pets in a kennel or cattery - both of which can be highly stressful. Taking your pets with you when you travel is not as hard as it seems. In fact, having your dog or cat along for the ride can be a lot of fun - as long as you're fully prepared.

SEVEN TIPS FOR A FUN FAMILY ROAD TRIP WITH YOUR PETS (CONTINUED)

Here are a few tips to help you plan a pet-friendly road trip.

01 PET-FRIENDLY ACCOMMODATION AND FACILITIES

Not all accommodation is pet-friendly, so you'll need to do some research in advance to ensure that your accommodation allows animals. You can use Petfriendly South Africa, an online directory for pet owners, to help you find pet-friendly accommodation and activities like parks, beaches, hiking trails, restaurants, malls and markets that allow animals. When you're booking accommodation, also take note of where your nearest 24 hour emergency vet will be.

02 PLAN YOUR ROUTE

It's important to stop for regular breaks on any road trip - but even more so with pets in the car. Plan your route ahead of time, and make sure it includes regular pit stops to let your pets "use the bathroom", stretch their legs and have something to drink. Ideally, you should stop at least every three to four hours. Plan to spend about 15 to 20 minutes at each stop.

03 GET A CHECK-UP AT THE VET BEFORE YOU LEAVE

Before you leave make sure you pay a visit to the vet. Your pets will be in a new environment, so you want to make sure their vaccinations are up to date. You should also stock up on any special food or medication your pet might need while you're away. Make sure you take a copy of your pet's medical records with you when you travel.

SEVEN TIPS FOR A FUN FAMILY ROAD TRIP WITH YOUR PETS (CONTINUED)

04 PACKING FOR YOUR PETS & MOTION SICKNESS

When you're packing for your trip, keep an eye on the weather report - this could affect what you'll need (like extra blankets for a cold front).

You'll also need the following essentials:

- A pet safety harness or carrier crate for the car
- Water bowl
- Bottled water
- Leash
- Collar with ID tag
- Old towel
- Wet wipes
- First aid kit
- Medication (if any)
- Health records
- Bedding
- Litter box and litter (for cats)
- Treats
- Toys
- Enough food for the entire trip (plus an extra day's worth for emergencies)
- Waste bags (to pick up after your dog)
- A brush and pet shampoo
- Pet-friendly insect repellent
- Final checks before you leave

Don't feed your cat or dog immediately before setting off on your journey - rather feed them a few hours beforehand. They suffer from motion sickness just like we do and the last thing you need is an upset tummy in the car.

Spot the signs of motion sickness. . .

- General unease, listlessness or restlessness
- Yawning
- Whining, crying or yelping
- Smacking lips or drooling
- Vomiting

Young animals suffer more severely from motion sickness than adults do, just like humans. If you think your pet is in trouble, roll down your windows, make sure the car is well ventilated and try to take lots of breaks.

Just before you jump in the car, run through your essentials list again, and make sure your pets "do their business" one last time (you'll want to avoid any accidents on your car seats). As a precautionary measure, keep an old towel down to protect your seats.

SEVEN TIPS FOR A FUN FAMILY ROAD TRIP WITH YOUR PETS (CONTINUED)

05 ALWAYS BUCKLE UP!

It's extremely dangerous to let your pet roam freely in the car or hang out the window. Not only does this cause distractions for the driver, but it also leads to injuries - if you slam on breaks, or swerve to avoid a pothole, your pet could go flying.

If you have a small dog or a cat, make sure they travel inside a well ventilated carrier crate. If you have a medium to large dog, buckle them in using a pet safety harness attached to your car's seat belt.



06 WATCH OUT FOR HEATSTROKE

Pets are particularly susceptible to heatstroke. Never leave your pets unattended in a hot car and, if it's hot, keep the air conditioner on while you drive. Make sure you have a water bowl available in the car so that you can give your pet something to drink whenever you make a pit stop.

07 WHILE ON HOLIDAY, MAINTAIN YOUR ROUTINE

It's important that you stick to your regular routine (like feeding times, exercise and medicine doses) while you're away. Dogs are extremely adaptable, and will most likely have the time of their life on holiday with you. Cats, on the other hand, are not always the happiest of travellers, and should be kept enclosed indoors to avoid them wandering off and getting lost in a strange environment.

ACTIVITIES AND SNACKS FOR THE RIDE

Happy hearts and happy tummies make for a stress-free drive. Here's some ideas to help you keep the family full and entertained on the road.



ACTIVITIES AND SNACKS FOR THE RIDE (CONTINUED)

SIX FAMILY CAR GAMES

Keeping the little ones entertained is a challenge even with a room full of toys and TV, but we know just how to keep them busy - and mostly quiet - with this set of easy road trip car games.

01 FIRST TO TEN

This simple game is fun for your little ones and tweens (miracle of miracles), and with a reward for the winner - like choosing the next CD, playlist or snack. Pick a type of car, or a car colour, and the first to spot ten of them is the winner! An alternate on this is to have everyone guess how many of a colour or type of car they'll spot in a certain time frame.

02 MAKE A WORD

This fun, simple game is great for language skills and super easy to play. Try to make a word out of the letters of the number plate in front of you. Whoever makes the first, or longest, word, wins.

03 COLOURING IN BOOKS

There's a reason **adult colouring in books** are the latest trend - with proven relaxation and meditative benefits, they are fun, mindless and yet entertaining. Get a box of pencils and any one of thousands of children's or adult colouring in books or free printable pages online.



ACTIVITIES AND SNACKS FOR THE RIDE (CONTINUED)

SIX FAMILY CAR GAMES

04 MEMORY GAME

This alphabet-based memory game is fun for kids aged six and up, and is definitely a ‘more the merrier’ type. Start the game off by saying “I’m going on a picnic and I’m bringing...” and end the sentence by naming something that starts with A, like apples. The following player then says, “I’m going on a picnic and I’m bringing apples, and...” finishing the sentence with something that starts with a B. Continue the round moving player to player, adding an item from the next letter in the alphabet. If you forget an item, you’re out!

05 20 QUESTIONS

There are **a few ways** to play the game, but the classic game has been around since the 19th century! It’s easy - one person thinks of a person, place or thing, and everyone else has 20 yes-or-no questions to guess what it is.

06 TRACK YOUR TRIP

Teach your kiddios some map reading skills. Print out a map of the trip (or **Google Maps**) and give them pens or alternately a metal tray table and a magnet to follow the car along its journey.


“

I’M GOING ON A
PICNIC AND I’M
BRINGING... ”

■ MEMORY GAME

BEST ROAD TRIP ENTERTAINMENT

Planning a road trip? In-car entertainment is a must-have for every road trip - whether you're travelling alone, with family or with your friends. Here's our top audio experiences for your journey.



Every bucket list should contain at least one, proper Hollywood-style road trip. You know the kind - spontaneous, action packed, and filled with sing-alongs and a lifetime's worth of fond memories. And the one thing every road trip has in common? A great playlist. But whether you're into music videos, podcasts, audio books or a combination of the three, we've got you covered. Here's our list of the best road trip entertainment for any type of road trip



BEST ROAD TRIP ENTERTAINMENT (CONTINUED)

ONE THE FAMILY ROAD TRIP

Nothing beats a family road trip, with a car full of love, laughter and excitement (and yes, probably some mess too!).



70's & 80's PLAYLIST

Our favourite playlist has to be this one: from George Michael, to Queen, Cyndi Lauper, Michael Jackson and Whitney Houston, you're bound to want to sing along to these hits from the 70's and 80's.



FAMILY PODCAST

After rocking some tunes with the kids, you can turn your drive into a chance to broaden your general knowledge. If you'd prefer some great edutainment, you can always try this great podcast: TED Talks for Kids and Family. These are educational, interesting, and easy to download.

BEST ROAD TRIP ENTERTAINMENT (CONTINUED)

TWO THE VARSITY ROAD TRIP

If you're hitting the road with a group of your best mates, then you'll need an endless supply of great soundtracks to sing along to. Nothing screams road trip quite like driving with the windows down, radio up, belting out the words to your favourite songs!

90's FEMALE ARTISTS PLAYLIST

One playlist worth bookmarking is this collection of songs from 90's female artists - including Natalie Imbruglia, Alanis Morissette, Tracy Chapman, Vanessa Carlton and the Corrs. This playlist is filled with throwbacks to the days of ripped jeans, chokers, crop tops and sneakers.

You're welcome!



90's MALE ARTISTS PLAYLIST

If the Goo Goo Dolls, Pearl Jam, The Smashing Pumpkins and Nirvana are more up your alley, then take a walk down memory lane with the Best of 90's male artists instead. . .



BEST ROAD TRIP ENTERTAINMENT (CONTINUED)

TWO THE VARSITY ROAD TRIP (CONTINUED)



TRUE-CRIME PODCAST

Or perhaps try something a little different with a couple of episodes of *My Favourite Murder*, a quirky, true-crime podcast by stand-up comedians, Karen Kilgariff, and television writer, Georgia Hardstark.



(KAREN AND GEORGIA) HAVE CREATED A NEW DIALOGUE FOR TRUE CRIME THAT IS HILARIOUS, BRUTALLY HONEST AND TOTALLY ADDICTING.

■ NYLON



...ALL DISCUSSED IN THE PLAYFUL, IRREVERENT TONE OF THE BEST GROWN-ASSLADIES SLUMBER PARTY YOU'VE EVER ATTENDED.

■ ENTERTAINMENT WEEKLY

BEST ROAD TRIP ENTERTAINMENT (CONTINUED)

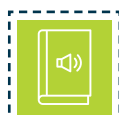
THREE THE COUPLES ROAD TRIP

Heading off on a romantic getaway with your partner? This is a great opportunity to bond, and perhaps learn more about the beautiful idiosyncrasies that make up our relationships.



LOVE SONGS PLAYLIST

Set the mood with this playlist of the best love songs ever. From John Legend, to Adele, Leona Lewis, R Kelly and Beyonce, this playlist will definitely add some romance to your road trip.



MODERN ROMANCE AUDIO BOOK

If you enjoy a good laugh, let comedian, Aziz Ansari, take you on a journey into the dynamics of Modern Romance, the perfect audio book for a road trip with your partner.



A HILARIOUS, THOUGHTFUL, AND IN-DEPTH EXPLORATION OF THE PLEASURES AND PERILS OF MODERN ROMANCE FROM ONE OF THIS GENERATION'S MOST POPULAR AND SHARPEST COMEDIC VOICES

AMAZON



BEST ROAD TRIP ENTERTAINMENT (CONTINUED)

THREE THE COUPLES ROAD TRIP (CONTINUED)



HEARTFELT PODCAST

If you're more of a serious listener, you can try The Heart, a podcast series which explores various individual's stories about love, loss and intimacy.



BEST ROAD TRIP ENTERTAINMENT (CONTINUED)

FOUR THE SELF-DISCOVERY ROAD TRIP

Hitting the road solo? Or perhaps with a furry friend? We can't think of a better way to relax and get in touch with your inner peace. Here's some awesome entertainment for the road . . .



CLASSICS PLAYLIST

Sing along to some of the greatest hits of all time, with this playlist filled with 60 years' worth of classics - from the 1960's to 2017 chart toppers, you'll be spoilt for choice.



PERSONAL STORIES PODCAST

For some deep listening, tune into Sincerely X, a highly rated TED Talk podcast, where anonymous speakers open up to the world, and share some of their most personal stories and learnings.



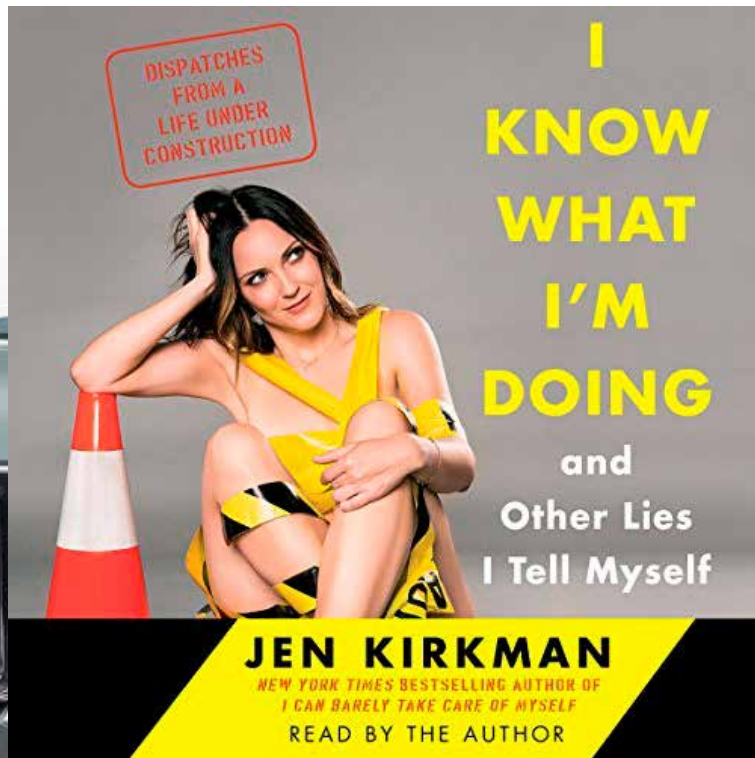
BEST ROAD TRIP ENTERTAINMENT (CONTINUED)

FOUR THE SELF-DISCOVERY ROAD TRIP (CONTINUED)



REAL LIFE AUDIOBOOK

For some deep listening, tune into Sincerely X, a highly rated TED Talk podcast, where anonymous speakers open up to the world, and share some of their most personal stories and learnings.



BEST SONGS FOR A ROAD TRIP - AS VOTED FOR BY YOU!

We took to Facebook and Twitter and got your take on the best road trip song. See the final list [here](#).



There's no doubt that music can make or break a road trip, and though it doesn't have a noticeable effect on concentration, it definitely makes the journey [more fun](#). fun.

[Facebook](#)

We asked you on [Twitter](#) and Facebook what your favourite jam is and turned those favourites - our fans do love some good ol' 80s style tracks - into a killer playlist you can find on [our YouTube channel](#).

[playlist](#)

BEST SONGS FOR A ROAD TRIP (CONTINUED)

Here are your favourite road trip songs:

- ▶ **LIGHTNING CRASHES BY LIVE**
- ▶ **ALIVE BY PEARL JAM**
- ▶ **GO YOUR OWN WAY BY FLEETWOOD MAC**
- ▶ **SHOW ME HOW TO LIVE BY AUDIOSLAVE**
- ▶ **BAT OUTTA HELL BY MEATLOAF**
- ▶ **THESE DAYS BY FOO FIGHTERS**
- ▶ **IMPI BY JOHNNY CLEGG & JULUKA**
- ▶ **BROKEN BY MONARK**
- ▶ **MOONWALK AWAY BY GOLDFISH**
- ▶ **ALL THE SMALL THINGS BY BLINK182**
- ▶ **SWEET SUN BY MILKY CHANCE**

BEST SONGS FOR A ROAD TRIP (CONTINUED)**▷ MEXICO BY DECEMBER STREETS****▷ PRAY FOR ME BY ANTHONY HAMILTON****▷ THEKO YA LONA (LIVE) BY LEBO SEKGOBELA****▷ LAWULA NKOSI BY THE SOIL****▷ AMAZULU BY AMANDA BLACK****▷ HOW DO I LIVE BY LEANN RIMES****▷ WISH I COULD FLY BY ROXETTE****▷ DROPS OF JUPITER BY TRAIN****▷ LIVING ON A PRAYER BY JON BON JOVI**

BEST SONGS FOR A ROAD TRIP (CONTINUED)

▶ **BILLIE JEAN BY MICHAEL JACKSON**



▶ **PRAY FOR ME BY ANTHONY HAMILTON**

▶ **WITH OR WITHOUT YOU BY U2**

▶ **WALK LIKE AN EGYPTIAN BY THE BANGLES**

▶ **ALL THAT SHE WANTS BY ACE OF BASE**

▶ **HEARTBREAKER BY PAT BENATAR**

▶ **PARADISE CITY BY GUNS N ROSES**

▶ **BOHEMIAN RHAPSODY BY QUEEN**

▶ **TAKE ON ME BY A-HA**

BEST SONGS FOR A ROAD TRIP (CONTINUED)

▶ **ANOTHER BRICK IN THE WALL BY PINK FLOYD**



▶ **JANIE'S GOT A GUN BY AEROSMITH**

▶ **WHITE WEDDING BY BILLY IDOL**

▶ **I CAN'T GET NO SATISFACTION BY THE ROLLING STONE**

“

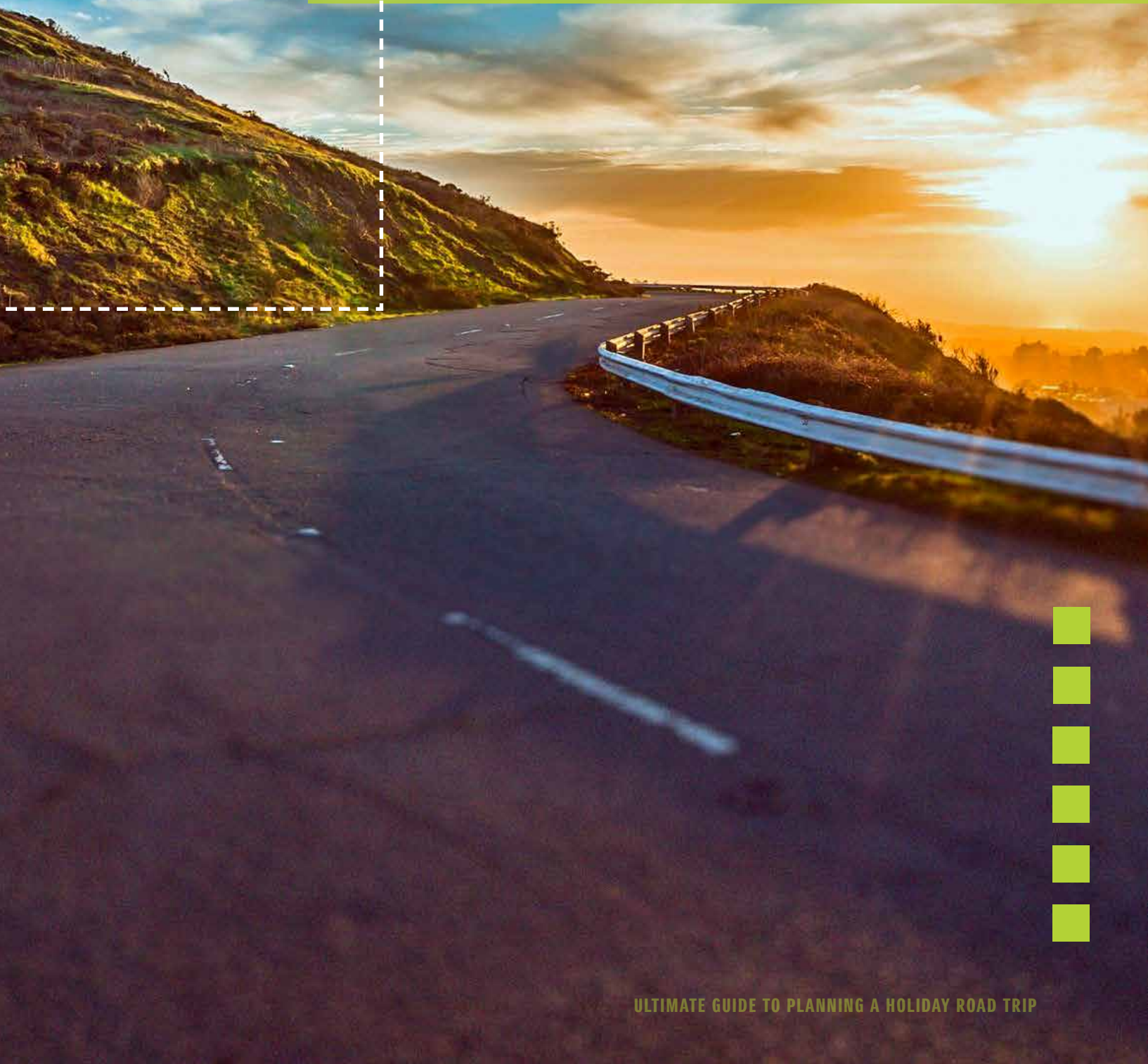
LIFE IS TOO SHORT TO PLAY

BAD MUSIC ”

■ BOB BROZMAN

05

SAFETY TIPS



SAFETY AND COST SAVING TIPS FOR THE DRIVE



Keep your family safe (and your fuel costs low) on your road trip by following these simple driving tips from the our Suzuki experts.



16 TIPS FOR A SAFE AND COST EFFICIENT ROAD TRIP

Long distance drives can be tiring and expensive. Here are some great tips and tricks from our expert, Charl Grobler, to help you stay safe and save fuel on your next family holiday.

Family road trips are a great holiday option if you want to experience some of South Africa's natural beauty. However, driving long distances on our **notoriously dangerous roads** can be a challenge. That's why Charl Grobler, our previous Manager of Marketing and Product Planning shared some of his safety and petrol-saving secrets to help South African motorists have a safe and cost effective journey.

16 TIPS FOR A SAFE AND COST EFFICIENT ROAD TRIP (CONTINUED)

01 GET YOUR CAR SERVICED

Get all those squeaks and rattles sorted before you hit the road.

02 PLAN YOUR ROUTE

“If it’s a road you haven’t travelled, ask around for advice on what to expect. What is the condition of the road surface, are there any roadworks or stop/go sections etc. You need to keep all these in mind,” says Charl.

03 PLAN WHERE TO STOP

Regular rests are essential to staying safe on the road. It’s best to time these for every 2 hours, or 200kms. Take a break from being behind the wheel, and stretch your legs to keep your mind alert. “I like to take this time to do a quick walk around of the car and trailer if I’m towing”

04 CHECK YOUR LADEN TYRE PRESSURE

Your car only touches the ground at four, palm sized points - your tyres. If your pressure is incorrect a wheel could blow or severely affect your handling. Remember that a heavily laden car has a different recommended tyre pressure to an empty car so, stop by a petrol station close to your home on your way out before heat builds up in the tyre. Remember to get your own decent quality tyre pressure gauge to make sure pressures are correct.

05 CHECK YOUR TRAILER

If you’re travelling with a trailer, test its lights, tyre pressure, and spare wheel, and check that the licence is still valid.

16 TIPS FOR A SAFE AND COST EFFICIENT ROAD TRIP (CONTINUED)

06 STREAMLINE

Roof racks have a shocking effect on your fuel efficiency! They add to the drag and affect the airflow around the car. As far as you're able, add as much as you can to the body of your car and take off your roof rack.

07 LOSE WEIGHT

A bulky, loaded car is not only tricky to drive but also heavy on fuel. On a holiday it's tricky, but try to keep your car as lean as possible. During more regular driving times, even carrying an extra person makes a difference to fuel consumption.

08 DRIVE SMOOTHLY

Aggressive drivers use more fuel with their speeding, rapid acceleration and braking. Smooth driving and driving slowly near possible points where you'll need to brake make a huge difference to fuel efficiency. There's a lot of energy lost from unnecessary braking - you lose the car's momentum and have to use up a lot of energy to get it moving again.

09 HIGHEST GEAR

The higher gears use less fuel, so try to get into a high gear as soon as possible without 'labouring' the engine, or pushing it to warm up to a higher gear before it's ready.

16 TIPS FOR A SAFE AND COST EFFICIENT ROAD TRIP (CONTINUED)

10 DON'T START AND STOP

As far as you're able, focus on smooth driving that prevents the need for braking.

11 BAD DRIVERS

"After eight hours in a car, drivers can get distracted, tired and impatient, which means they start making bad decisions." says Charl. "Be alert and don't be that guy"

12 OVERTAKING TRUCKS

A necessary part of any road trip, overtaking trucks can be dangerous. Never try to overtake a truck on a blind rise, a double white line or a blind corner. Think ahead, put your car into lower gear to prepare for the overtake, and be ready to pass as soon as an opportunity presents itself.

13 AVOID THE LONG QUEUES AT REST STOPS

A little cooler box filled with delicious and healthy road trip snacks. Charl says, "There are 400 other people who didn't pack food and are trying to get something at the rest stop fast food outlet. Rather relax on the grassy patch some of the bigger petrol stations have and enjoy your packed lunch."

14 TOLL GATES

You can save a lot of time if you arrive at each toll gate prepared with your cards or cash. Think ahead also pick the line with the least cars - why wait and delay your trip when you don't need to? Accelerate smoothly but quickly after the toll gate to save even more time.

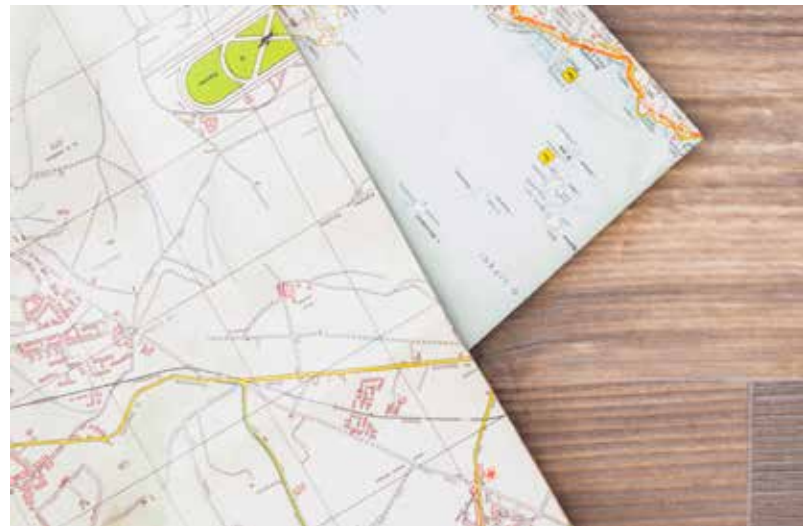
16 TIPS FOR A SAFE AND COST EFFICIENT ROAD TRIP (CONTINUED)

15 DRIVING BUDDY

Find someone who seems to be going the same route as you, holding a steady speed. As Charl says, “Consistency is key.” Instead of surging forward and speeding onwards, holding to a steady pace will get you there faster in the long run, and leads to better fuel consumption. Following a leader can also alert you to possible dangers on the road a few seconds earlier than you would driving alone. Just remember that following distance.

16 BACK UP MAP

Don't rely on your phone's GPS to get you there - some parts of South Africa have very poor to nonexistent signal. Buy a map book for the car, or print out your route on Google Maps.



FOLLOW THESE 16 TIPS

TO ENSURE THAT YOU AND YOUR FAMILY ENJOY A SAFE AND COST EFFECTIVE ROAD TRIP.

NINE EASY DRIVING TIPS THAT COULD SAVE YOUR LIFE

Car accidents in South Africa are astronomically high.



Over 4 500 people died on South African roads between 2014 and 2015, according to the **Road Traffic Management Corporation (RTMC)**. That's a scary number, and it's why the **International Transport Forum** rated South Africa the worst out of 36 countries when it came to road fatalities in 2013. But it's not all bad news. Luckily, there's a lot in your control as a driver. Charl Grobler, shared some tips, tricks and hacks to keep you safe on the road. Best of all, they're simple to execute.

NINE EASY DRIVING TIPS THAT COULD SAVE YOUR LIFE (CONTINUED)

01 SIDE MIRRORS

“Adjusting your mirrors correctly is a crucial first step,” says Charl. Modern car mirrors are convex and give a bigger field of vision than previously, so if they’re adjusted correctly you shouldn’t have a blind spot. A perfectly adjusted side mirror has the back door handle in its bottom corner.



THE CORRECT WAY TO ADJUST YOUR SIDE MIRRORS

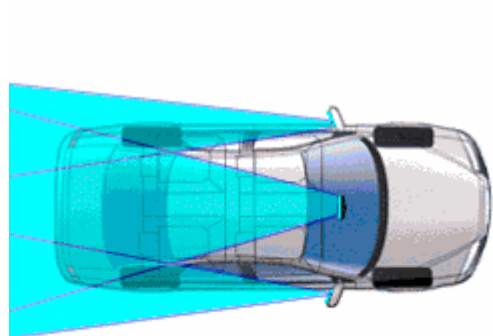


Image from **Smart Motorist**

NINE EASY DRIVING TIPS THAT COULD SAVE YOUR LIFE (CONTINUED)

02 STOPPING DISTANCE AT A ROBOT OR STOP STREET

Make sure you can see where the wheels of the car ahead of you touch the ground. “If a car drives into you from behind, you won’t crash into the car in front of you,” says Charl, “And it gives you room to move away if something happens.”



03 FOLLOWING DISTANCE

Most people know to keep a healthy following distance, but few realise, as Charl says, “your stopping distance increases exponentially with speed and weight.” The heavier your car, and the faster it’s going, the more distance you need to leave between you and the car in front of you - and not a little bit more. If your car is also heavily loaded, say because you’re going on holiday, these distances increase even more.

04 KEEP YOUR HEADLIGHTS ON

“More and more cars come with daytime running lights, because it makes your car more visible on the road,” says Charl, “Darker coloured cars, grey and dark silver especially, are hard to see on the road because they’re the same colour as the tar. White cars are more visible.”

NINE EASY DRIVING TIPS THAT COULD SAVE YOUR LIFE (CONTINUED)

05 DON'T BE AFRAID TO SLAM ON BRAKES

With ABS brakes installed in pretty much all cars on the road, don't be afraid to slam down if you need to. The juddering, shuddering noise and movement of the car when the brakes are fully engaged actually means the ABS system is working. The advantage of ABS brakes is with the braking and releasing mechanism that causes the juddering feel, you can actually swerve around a danger without fear of skidding or your wheels locking. Use those brakes.

06 CONSTANT VIGILANCE!

Says Charl, "Anything unpredictable on the roads is a risk." Drunk pedestrians, driving near a school, overloaded vehicles and animals are all elements that need an extra level of alertness because they could act unexpectedly. "Actively judge what level of risk each of these could pose and adjust your driving accordingly," he adds.



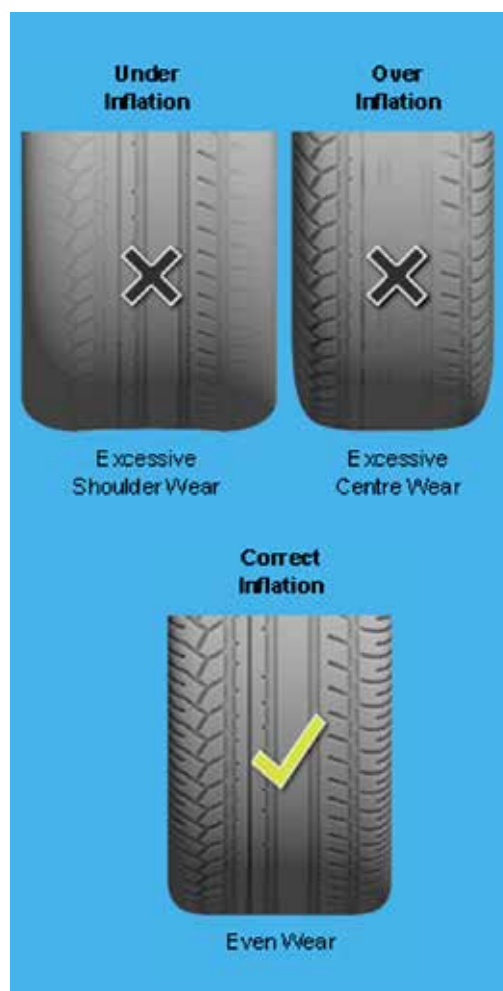
NINE EASY DRIVING TIPS THAT COULD SAVE YOUR LIFE (CONTINUED)

07 BEWARE TRUCKS AND BULKY VEHICLES

It's not the drivers that pose a risk, but the nature of the vehicles themselves. A heavy truck has more momentum behind it, a far longer stopping distance and far less chance of reacting to a danger in real time than a smaller car. There's even a chance a truck's brakes could fail on something like a downhill. "Be ready to overtake them if you need to, and rather take the risk of speeding up slightly to put the truck behind you than drive alongside or behind it," says Charl.

08 CHECK YOUR TYRE PRESSURE

This is absolutely crucial and the easiest thing in the world to check, says Charl. Check your tyre pressure against the recommended numbers located in the driver's door, on the B-pillar, and it's best to keep a tyre pressure gauge handy that you know is accurate. Charl says, "Your tyre is the only part of your car that actually has contact with the road, and it has such a huge impact on your driving." An under-inflated tyre will overheat, decrease your turning circle and possibly blow out, and an overinflated tyre will put strain on the rubber and wear out sooner and also faces the risk of blowing out.



NINE EASY DRIVING TIPS THAT COULD SAVE YOUR LIFE (CONTINUED)

09 HEAD RESTRAINT HEIGHT

Most people don't pay attention to this detail, but have you checked that your head restraints are correctly adjusted? "The top of your ear should reach the middle of your head rest," says Charl. If you're tall, put it at the highest setting. The head rest was designed to protect your neck against serious braking and whiplash if hit from behind, and not to actually rest your head upon.



“

SAFETY IS MORE IMPORTANT
THAT CONVENIENCE. ”

■ DON HAMBIDGE

HOW TO DRIVE A HEAVILY LOADED CAR

All packed and ready to start your road trip? Better have a look at our infographic on driving safely with a heavy car.



HOW TO DRIVE A HEAVILY LOADED CAR (CONTINUED)

CHECK YOUR TYRE PRESSURE

Make sure your tyre pressure is adjusted according to the manufacturer's specs, and adjust accordingly. Remember that the tyre is the only part of the car that touches the ground - it's essential to have these in tip top shape

HEAVY ITEMS

Load heavy items first - this helps with stability and more predictable handling of the car. Be sure to distribute the weight evenly - for example, don't have heavy suitcases on the left side and pillows on the right.

DRIVE SLOWER

Remember that your stopping distances will increase exponentially, and that a heavy car has more momentum than an unladen one.

SECURE THE LOAD

Make sure items won't be rolling around - keep them safe and secure

REARVIEW MIRROR

Keep your rear view mirror as clear as possible from obstacles. More visibility is always better.

PLAN FOR A PUNCTURE

How will you get to your spare tyre or jack if you have a puncture? You very well might have to unpack the car, but make it as easy as possible for yourself.



HOW TO DRIVE A HEAVILY LOADED CAR (CONTINUED)

□ FEW LOOSE ITEMS

Consolidate your bags so they're easy to load and unload

□ SPEED BUMPS

Take them slowly! Your suspension has less ability to soak up bumps and could be damaged. Slow and steady wins the race in this case.

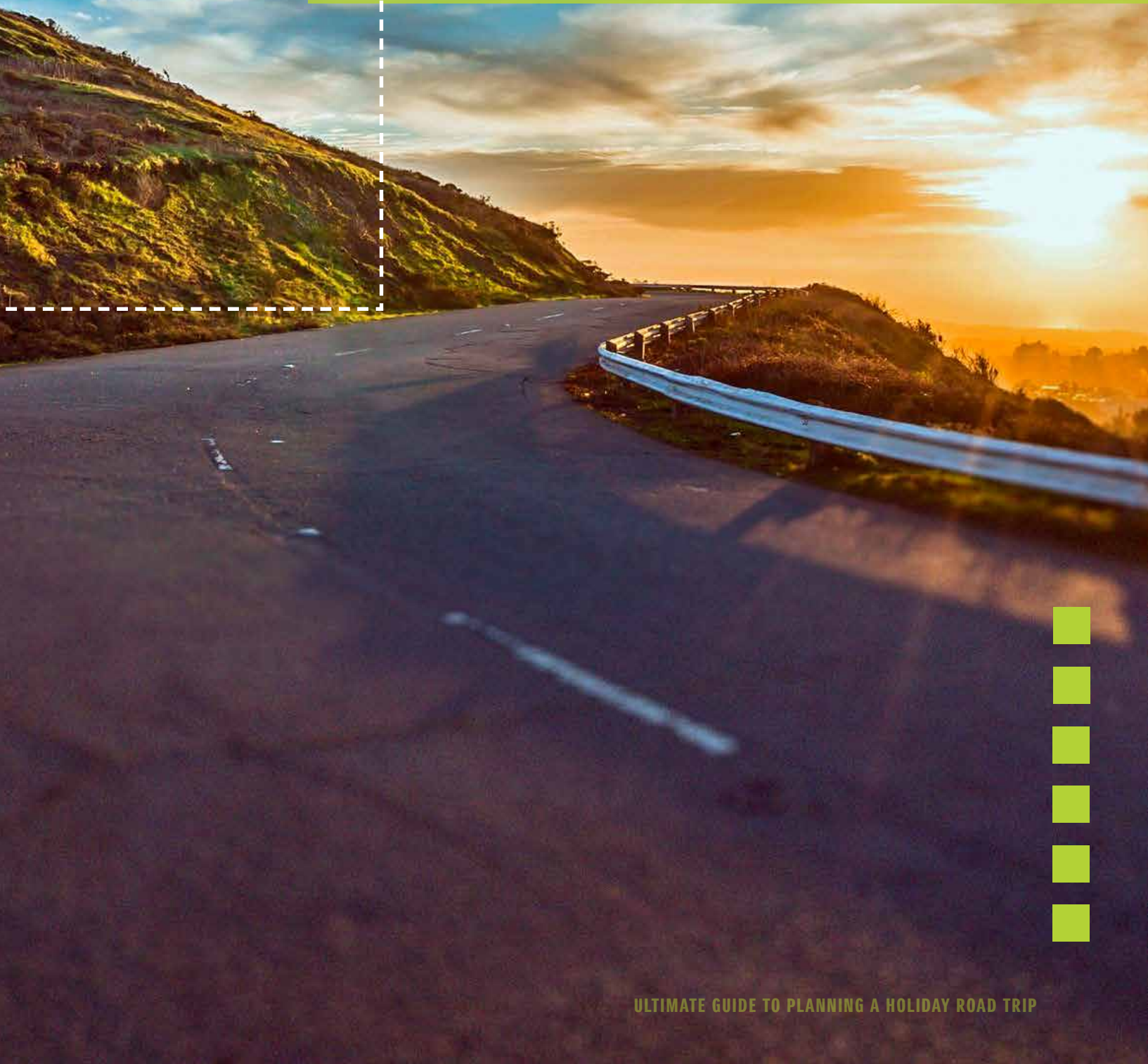
□ ROOF RACK

This is the best place to put bulky but light items, like pillows. Remember to keep to the weight and size specified on the rack.



06

FUEL EFFICIENCY



FUEL EFFICIENCY FOR A SMALL CAR ON A LONG JOURNEY



We'll show you some simple tips, tricks and hacks to keep your car as lean and fuel efficient as possible for your holiday,

It's a pain paying for petrol, and even more so on a long trip! In this video Charl Grobler, the previous manager of marketing and product planning at Suzuki South Africa, shares his petrol-saving secrets.

FUEL EFFICIENCY TIPS (CONTINUED)



01 LOSE WEIGHT

A bulky, loaded car is not only tricky to drive but also heavy on fuel. On a holiday it's tricky, but try to keep your car as lean as possible. During more regular driving times, even carrying an extra person makes a difference to fuel consumption.

02 DRIVE SMOOTHLY

Aggressive drivers use more fuel with their speeding, rapid acceleration and braking. Remember, easy does it! Smooth driving and driving slowly near possible points where you'll need to brake make a huge difference to fuel efficiency. There's a lot of energy lost from unnecessary braking - you lose the car's momentum and have to use up a lot of energy to get it moving again.

FUEL EFFICIENCY TIPS (CONTINUED)



03 HIGHEST GEAR

The higher gears use less fuel, so try to get into a high gear as soon as possible without 'labouring' the engine, or pushing it to warm up to a higher gear before it's ready.

04 DON'T START AND STOP

As far as you're able, focus on smooth driving that prevents the need for braking.

03 STREAMLINE

Roof racks have a shocking effect on your fuel efficiency! They add to the drag and affect the airflow around the car. As far as you're able, add as much as you can to the body of your car and take off your roof rack.

07

SUBSCRIBE TO
OUR BLOG



IF YOU ENJOYED THIS GUIDE...



Why not subscribe to our blog to get content like this delivered straight to your inbox.

[Subscribe to our blog](#)