



SWIFT





#AllTheRightFeels

We realise just how important your car is to you. More importantly, we understand how paramount it is to feel good when you're in your car. That's why we have carefully chosen every detail of the new, better Suzuki Swift to give you #AllTheRightFeels.

Like the new bold and unique upgrades of the Swift design, or the dual-tone colour options for GL and GLX.

**PREPARE YOURSELF FOR THE CAR
THAT GIVES YOU #ALLTHERIGHTFEELS**



THE ALL-NEW SWIFT IS MADE TO DRIVE, FEEL ALL THE RIGHT FEELINGS


Its low, short, wide stance has presence that can't be ignored, making you stand out wherever you go. The lines are muscular and dynamic, creating a sensation of movement and a feeling of acceleration. Designed to give you all the right feels, the new Swift is a bold statement in design and style.



GET ALL THE SWIFT FEELINGS IN OUR NEW RANGE

You'll catch #AllTheRightFeels with our new dual-tone exterior colours for both GL and GLX. A floating roof design that has solid shoulder lines and the rich side body sculpting unite to give you a feeling of rapture that thrills.





LIGHTNESS AND STRENGTH FOR ENHANCED PERFORMANCE

The HEARTECT Platform integrated with Suzuki's TECT (Total Effective Control Technology) features a high-rigidity frame to improve safety during collisions by effectively dispersing the energy of an impact. The frame uses light, high tensile steel to form a continuous shape that improves the overall safety and NVH (noise, vibration, harshness) performance of the Swift.

As part of the HEARTECT Platform, the Swift also features a newly designed front and rear suspension to provide more linear steering control as well as a comfortable ride. With sharpened stability and improved tracking performance, the new Swift can better negotiate turns and curves, giving you even greater driving pleasure.

A LIGHT AND HIGHLY RIGID BODY

The light, high tensile steel used in the upper and under body delivers on lightness and rigidity to ensure enhanced driving performance and fuel efficiency.


MINIMUM TURNING RADIUS OF 4.8M

The renowned HEARTECT Platform also allows for a tighter turning angle and a turning radius of 4.8m. This means the new Swift is super easy to manoeuvre in narrow streets and tight parking spaces.

UNCOMPROMISING FUEL EFFICIENCY

The light and compact 1.2-litre petrol engine offers the best of both worlds—high output and good fuel economy. Despite the engine's small size, its heightened compression ratio results in better thermal efficiency and powerful driving. The engine's cooling performance has been boosted to suppress knocking that can result from high compression. Enhanced fuel combustion and reduced friction further contributes to excellent fuel economy without sacrificing output and torque.

Every detail of the new Swift has been reborn to make you feel at one with the car. Improved performance on the powertrain and platform ensures quick and responsive acceleration as well as exceptional cornering.



DESIGNED AROUND THE DRIVER

GET FULLY IN, IT DOESN'T
GET ANY BETTER THAN THIS

To boost the overall drivability of the Swift, the cockpit has specifically been designed around the driver. The D-shaped steering wheel and firm front seats create a sporty, high quality environment thus maximising the level of control the driver enjoys. Now imagine all of that from your driver's side seat height adjuster, available on the GLX model.

The GLX also boasts a leather covered steering wheel and redesigned 15" polished alloy wheels to complete the new look. There are steel wheels with full wheel cover on the GA and GL models.



HARD NOT TO NOTICE ALL THE NEW UPGRADES

- **Electronic Stability Programme (ESP)** - The electronic stability programme (ESP) prevents the vehicle from losing traction by controlling the engine output and braking wheels separately when it senses danger.
- **Hill-Hold control on AMT models** - The hill-hold control keeps the brake pressure, holds the car stationary on the slope and enables moving off without the need to use the hand brake.
- **Luggage shelf on GA** - The GA now comes with a luggage shelf.





7" INFOTAINMENT SYSTEM WITH SMARTPHONE CONNECTIVITY AND REVERSE CAMERA ON GLX

A 7-inch touchscreen display enables intuitive operation of multimedia features including audio, hands-free phone, reverse camera and smartphone integration.

Features can be selected from the four main operating modes - Listen, Call, Drive and Connect. The touchscreen system works with Apple CarPlay, Android Auto™ and Mirrorlink™. By connecting your compatible iPhone via USB. Apple CarPlay allows you to make phone calls, access your music, send and receive messages, and get directions all by voice command or a tap on the audio display.

Android Auto puts Google Maps™, Google™ Search and other Google services at the driver's fingertips in a non-distracting way. Mirrorlink™ lets various applications on your smartphone appear on the vehicle's touchscreen display, allowing you to access your smartphone's features.

BLUETOOTH®-COMPATIBLE AUDIO SYSTEM FOR WIRELESS CONNECTIVITY*

On the GL, the audio system is equipped with an AM/FM radio and CD player, using a high-contrast LCD panel for easy recognition. Connectivity comes in the form of a wired USB connection or through Bluetooth®*, with the latter enabling hands-free mobile phone use and wireless enjoyment of music stored on MP3/WMA-compatible portable audio devices.

* Bluetooth is a registered trademark of Bluetooth SIG, Inc.
* Available on GL

STYLISH METER CLUSTER

The two main gauges are accented in satin chrome with red and white touches that complement the black toned interior.



DRIVING ON **GOOD FEELS**

CLASS-LEADING GLX FEATURES

The new Swift 1.2 GLX model offers extraordinary features that make this car the ride of your life - like reverse camera assist, rear park distance control, and keyless entry with push start so you can get in and get going on the fly.

The GLX model also features Automatic Climate Control that continuously monitors and maintains your set temperature in the car - no matter what the weather conditions are outside.

The new Swift is compact on the outside so you can move around with ease, but roomy on the inside so you can bring all your friends. Extra allowance in the cabin and luggage compartments lets you expand on your plans, your hobbies, and your guest list.



MORE LEG ROOM

The enhanced boot can be expanded by a 60:40 rear seat split so you can be sure to fit anything you need. Low seating provides ample head room, while bolstered seats and numerous easy-to-use storage spaces ensure a comfortable trip.



INTUITIVE OPERATION AIR CONDITIONER

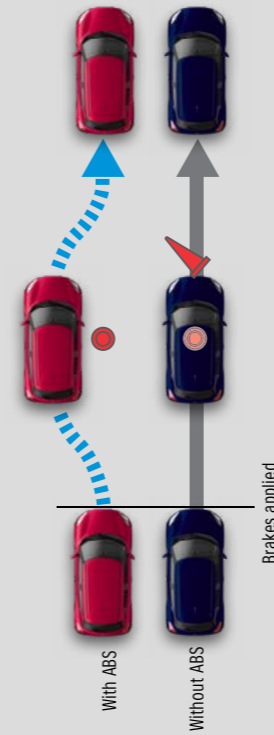
Both the GA and GL are equipped with a manual air conditioner with simple and convenient controls.





THE SWIFT PACKS A HOST OF SAFETY FEATURES THAT MAKE SURE IT'S ALWAYS READY AND SECURE

- ESP (Electronic Stability Programme) across the range
- ABS with EBD for supporting driver braking
- Rear park distance control now on GA and GL (new)
- Injury mitigating body for pedestrian safety



ABS WITH EBD FOR SUPPORTING DRIVER BRAKING

ABS is a system that detects the rotation of each wheel through the use of sensors attached to the four wheels and automatically and optimally controls braking force.

It prevents the tyres from locking, which can easily occur in sudden braking or on slippery surfaces, and heightens the driver's ability to avoid obstacles through steering. Furthermore, EBD (electronic brake-force distribution) optimally distributes front and rear braking force to help stop the vehicle.

ABS is a system that assists the driver during braking. It does not eliminate the need to drive safely, for example by slowing down when approaching a corner.



REAR PARK DISTANCE CONTROL NOW ON GA AND GL (NEW)

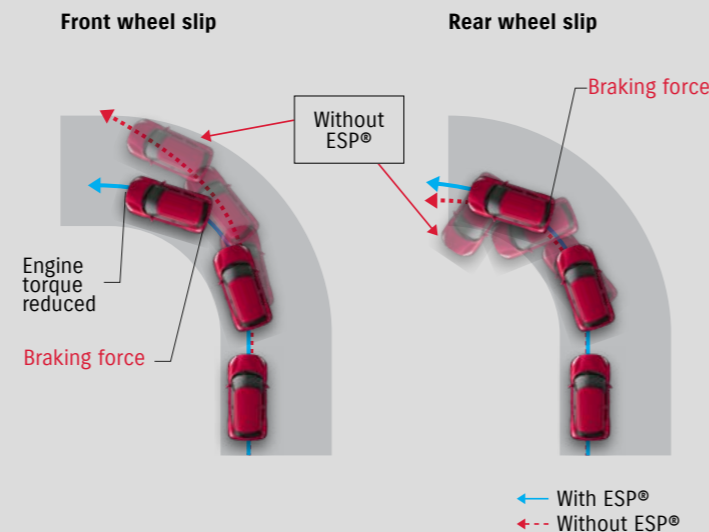
Our ultrasonic sensors in the bumper detect obstacles while the driver is reversing the car and warning sounds inform the driver of the distance to the obstacles.

INJURY MITIGATING BODY FOR PEDESTRIAN SAFETY

The impact-absorbing bonnet, as well as wiper system and front bumper, are designed to mitigate pedestrian head and leg injuries in the event of an accident.


ESP (ELECTRONIC STABILITY PROGRAMME)

The new Swift boasts safety features such as Electronic Stability Programme (ESP) which improves a vehicle's stability by detecting and reducing loss of traction (skidding). When ESP detects loss of steering control, it automatically applies the brakes to help steer the vehicle where the driver intends to go. Braking is automatically applied to wheels individually, such as the outer front wheel to counter oversteer, or the inner rear wheel to counter understeer.





GET USED TO **#AllTheRightFeels**
WITH THE SLICK NEW SWIFT



MAJOR SPECIFICATIONS

Number of doors	5-door
Engine	Petrol, 1.2ℓ
Drive system	2WD

DIMENSIONS

Overall length (mm)	3 845
Overall width (mm)	1 735
Overall height (mm)	1 530
Wheelbase (mm)	2 450
Tread	Front (mm) 1 530 (165/80R14), 1 520 (185/65R15)
	Rear (mm) 1 530 (165/80R14), 1 520 (185/65R15)
Minimum turning radius (m)	4.8
Minimum ground clearance (mm)	145

CAPACITIES

Seating capacity (persons)	5
Fuel tank capacity (litres)	37
Luggage capacity	Max volume (fixed rear seat) (litres) - with 135/70R15 spare tyre
	953
	Rear seatback folded (VDA method) (litres) - with 135/70R15 spare tyre
	579
	Rear seatback raised (VDA method) (litres) - with 135/70R15 spare tyre
	268

ENGINE

Type	K12M
Number of cylinders	4
Number of valves	16
Piston displacement (cm³)	1 197
Bore x stroke (mm)	73.0 x 71.5
Compression ratio	11.0
Maximum output (kW/r/min)	61/6 000
Maximum torque (Nm)	113/4 200
Fuel distribution	Multipoint injection

TRANSMISSION

Type	5MT	AMT
Gear ratio	1 st	3.545
	2 nd	1.905
	3 rd	1.240
	4 th	0.906
	5 th	0.697
	Reverse	3.273
Final gear ratio	4.389	4.706

CHASSIS

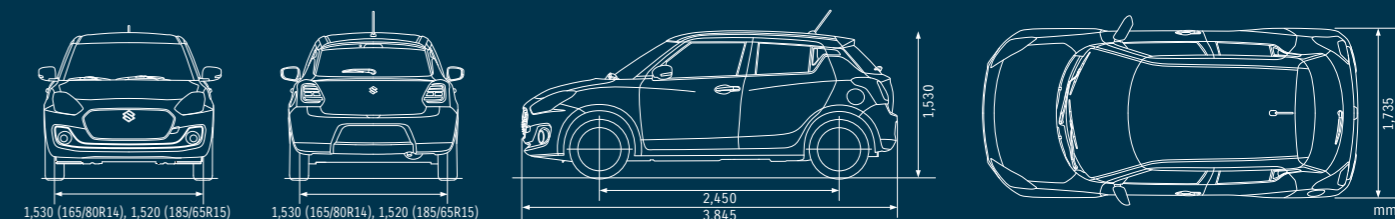
Steering	Rack & Pinion
Brakes	Front Rear
	Ventilated disc Drum, leading & trailing
Suspension	Front Rear
	MacPherson strut with coil spring Torsion beam with coil spring
Tyres	165/80R14 (GA & GL), 185/65R15 (GLX)

WEIGHTS

Kerb weight (min./with full option) (kg)	885-875	875-880
Gross vehicle weight (kg)	1 315	

PERFORMANCE

Average fuel consumption (ℓ/100km)	4.9	4.9
Maximum speed	170	165
0-100 km/h	12.0	13.5



MAJOR EQUIPMENT

Transmission	5MT	5MT/AMT	
Grade	GA	GL	GLX

CHASSIS

Tyres and wheels	165/80R14 + steel wheels with full wheel cover	⊕	⊕	-
	185/80R15 + polished alloy wheels	-	-	⊕
Spare tyre and wheel	135/70R15 + steel wheel (for temporary use only)	⊕	⊕	⊕

EXTERIOR

Front and rear bumpers	Body coloured	⊕	⊕	⊕
Front grille	Black with chrome accent	⊕	⊕	⊕
Outside door handles	Body coloured	⊕	⊕	⊕
Tailgate opener	Electromagnetic	⊕	⊕	⊕

VISIBILITY

Headlamps	Halogen multi-reflector	⊕	⊕	⊕
Position lamps	Standard	⊕	⊕	⊕
Fog lamps	Front	-	⊕	⊕
Green-tinted windows		⊕	⊕	⊕
Wipers	Front: 2 speeds (low, high) + intermittent + washer	⊕	⊕	⊕
	Rear: 1 speed + washer	⊕	⊕	⊕
Rear window demister		⊕	⊕	⊕
Outside door mirrors	Black	⊕	-	-
	Body coloured	-	⊕	⊕
	Manual adjust	⊕	-	-
	Electrical adjust	-	⊕	⊕
	Electrical fold	-	-	⊕
	With built-in turn signal lamp	-	⊕	⊕
Day/night rearview mirror	Manual dimming	-	⊕	⊕

STEERING AND INSTRUMENT PANEL

3-spoke steering wheel	Urethane	⊕	⊕	-
	Leather covered	-	-	⊕

STEERING AND INSTRUMENT PANEL (CONTINUED)

3-spoke steering wheel (continued)	With audio controls	-	⊕	⊕
	With hands-free phone control	-	⊕	⊕
	Tilt-adjust	⊕	⊕	⊕
Power steering		⊕	⊕	⊕
Tachometer		-	⊕	⊕
Information display	Segment display	⊕	⊕	⊕
	Clock	⊕	⊕	⊕
	Outside temperature	-	⊕(AMT)	⊕
	Fuel consumption gauge (instantaneous/average)	⊕	⊕	⊕
	Driving range	⊕	⊕	⊕
Light-off and key reminder	Alarm	⊕	⊕	⊕
Door ajar reminder	Lamp	⊕	⊕	⊕
Driver's seatbelt reminder	Lamp	⊕	⊕	⊕
Low fuel warning	Lamp	⊕	⊕	⊕
Instrument panel centre ornament	Black	⊕	-	-
	Silver	-	⊕	⊕
Side louvre bezels	Black	⊕	⊕	⊕
Centre louvre bezels	Silver	⊕	⊕	⊕

DRIVING AMENITIES

Electric windows	Front	⊕	⊕	⊕
	Rear	⊕	⊕	⊕
Central door locking	Switch on driver's side	⊕	⊕	⊕
Remote-control door locks	With hazard lamp answerback function	⊕	⊕	⊕
Keyless push start system		-	-	⊕
Air conditioner	Manual	⊕	⊕	-
	Automatic	-	-	⊕
Heater		⊕	⊕	⊕
Pollen filter		⊕	⊕	⊕
Audio	Antenna (mounted at rear of roof)	⊕	⊕	⊕
	Front speakers	⊕	⊕	⊕
	Rear speakers	⊕	⊕	⊕
	Front tweeters	-	-	⊕
	MP3/WMA compatible CD player	-	⊕	-

Transmission	5MT	5MT/AMT	
Grade	GA	GL	GLX

DRIVING AMENITIES (CONTINUED)

Audio (continued)	7" touchscreen infotainment system with smartphone connectivity and reverse camera	-	-	⚡
	Bluetooth®*	-	⚡	⚡

INTERIOR

Cabin lights	Front cabin light (3-position)	⚡	⚡	⚡
Sun visors	Driver's side	⚡	⚡	⚡
	- with ticket holder	-	⚡	⚡
	Passenger's side	⚡	⚡	⚡
	- with vanity mirror	-	⚡	⚡
Assist grips	Passenger's side	⚡	⚡	⚡
Cup holders	Rear x 2	⚡	⚡	⚡
	Front x 2	⚡	⚡	⚡
Bottle holders	Rear x 1	⚡	⚡	⚡
	Front x 2	⚡	⚡	⚡
	Rear x 2	⚡	⚡	⚡
	Centre console tray	⚡	⚡	⚡
Shift knob	Black	⚡	-	-
	Black with chrome accent	-	⚡(MT)	⚡(MT)
	Black with satin chrome	-	⚡(AMT)	⚡(AMT)
Ornament around shift knob	Satin chrome	⚡	⚡	⚡
Parking brake release button	Black	⚡	-	-
	Chrome	-	⚡	⚡
USB port	Centre console	-	⚡	⚡
AUX input	Centre console	-	⚡	⚡
12V accessory socket	Centre console	⚡	⚡	⚡
Foot rest	Driver's side	-	⚡(AMT)	⚡(AMT)
Remote fuel lid opener		⚡	⚡	⚡
Fabric door trim insert	Front	⚡	⚡	⚡
Door trim ornament	Black	⚡	⚡	-
	Silver	-	-	⚡
Inside door handles	Black	⚡	-	-
	Silver	-	⚡	⚡

INTERIOR (CONTINUED)

Storage pockets	Front & rear doors	⚡	⚡	⚡
-----------------	--------------------	---	---	---

SEATS

Front seats	Seat height adjuster (driver's side)	-	-	⚡
	Head restraints (integrated type)	⚡	-	-
Rear seats	Head restraints (separate type)	-	⚡	⚡
	Seatback pocket (passenger's side)	-	⚡	⚡
	Bench	⚡	⚡	⚡
	Neck restraint x 2	⚡	-	-
	Head restraint (separate type) x 2	-	⚡	⚡
Seat upholstery material	Fabric (GA differs from GL and GLX)	⚡	⚡	⚡

LUGGAGE AREA

Luggage shelf	⚡	⚡	⚡
Luggage area light	-	-	⚡

SAFETY, SECURITY, AND ENVIRONMENTAL COMPATIBILITY

ABS with EBD function	⚡	⚡	⚡
ESP®	⚡	⚡	⚡
Hill hold control	-	⚡(AMT)	⚡(AMT)
Brake assist function	⚡	⚡	⚡
Parking sensors	Rear	⚡	⚡
SRS front dual airbags		⚡	⚡
Seatbelts	Front: 3-point ELR seatbelts with pretensioner and force limiter	⚡	⚡
	Rear: 3-point ELR seatbelts (side), 2-point seatbelt (centre)	⚡	⚡
ISOFIX child seat anchorages	x 2	⚡	⚡
Child seat tether anchorages	Side	⚡	⚡
Childproof rear door locks		⚡	⚡
Side impact door beams (front/rear)		⚡	⚡
Immobiliser		⚡	⚡
Security alarm		⚡	⚡
High-mount stop lamp	LED	⚡	⚡

⚡ : Standard - : Not Available *Bluetooth is a registered trademark of Bluetooth SIG, Inc.




#AllTheRightFeels

Accessories

EXTERIOR

- 1 | **Front underbody spoiler**
Primered.
Part No. 990J0M55R07-070
- 2 | **Rear underbody spoiler**
Primered.
Part No. 990J0M55R07-080
- 3 | **Side underbody spoiler**
Primered (RH).
Part No. 990J0M55R07-090
Primered (LH).
Part No. 990J0M55R07-100
- 4 | **Wheel cover**
Black.
Part No. 990J0M55R04-010
Silver.
Part No. 43250M55R10-27N
- 5 | **Body side moulding**
Black and silver.
Part No. 990J0M55R01-010
Black and chrome insert.
Part No. 990J0M55R01-020
Silver and chrome insert.
Part No. 990J0M55R01-030
White and chrome insert.
Part No. 990J0M55R01-040
Fire red and chrome insert.
Part No. 990J0M55R01-050


*Wheel rims for display purposes only.



- 6 | **Door handle cover (no image)**
Single key hole.
Part No. 990J0M55R13-290
Dual key hole.
Part No. 990J0M55R13-270
Keyless entry.
Part No. 990J0M55R13-280
- 7 | **Door visor**
Part No. 990J0M55RQ0-010
- 8 | **Side body moulding**
Black, for left and right hand side,
four-piece set.
Part No. 990E0-53R07-000
- 9 | **Window frame kit (no image)**
Chrome.
Part No. 990J0M55R13-220
- 10 | **Tyvek body cover (no image)**
Part No. 990J0M55R02-040
- 11 | **Rigid Mud flap (no image)**
Front.
Part No. 990J0M55R00-020
Rear.
Part No. 990J0M55R00-010
- 12 | **Bumper corner protection**
Black, for front and rear bumper,
four-piece set.
Part No. 990E0-53R06-000
- 13 | **Bumper corner protector**
Black - chrome insert.
Part No. 990J0M55R13-010
Arctic white - chrome insert.
Part No. 990J0M55R13-020
Silky silver - chrome insert.
Part No. 990J0M55R13-030
Magma grey - chrome insert.
Part No. 990J0M55R13-040
Midnight blue - chrome insert.
Part No. 990J0M55R13-050
Lucent orange - chrome insert.
Part No. 990J0M55R13-060
Fire red - chrome insert.
Part No. 990J0M55R13-070

GARNISHES

- | | |
|--|---|
| <p>1 Front bumper garnish
Black.
Part No. 990J0M55R13-120
Fire red.
Part No. 990J0M55R13-130
Silky silver.
Part No. 990J0M55R13-140</p> | <p>4 Fog lamp garnish
Chrome.
Part No. 990J0M55R13-190
Black.
Part No. 990J0M55R13-240
Red.
Part No. 990J0M55R13-250</p> |
| <p>2 Rear bumper garnish
Black.
Part No. 990J0M55R13-150
Fire red.
Part No. 990J0M55R13-160
Silky silver.
Part No. 990J0M55R13-170</p> | <p>5 Tail lamp garnish
Black.
Part No. 990J0M55R13-200</p> |
| <p>3 Back door garnish
Chrome.
Part No. 990J0M55R13-180</p> | <p>6 C pillar garnish
Chrome finish.
Part No. 990J0M55R13-090
Carbon finish.
Part No. 990J0M55R13-100
Black finish.
Part No. 990J0M55R13-260</p> |



INTERIOR

- | | |
|--|--|
| <p>1 Console box armrest (no image)
<i>With large storage compartment.</i>
Part No. 9900L-M5506-BRO</p> | <p>2 Boot mat (no image)
Part No. 990J0M55RA3-010</p> |
|--|--|



DECALS

- 1 | **Door mirror decal**
Two-piece set, for outside mirror with and without blinker.
Available in following colours:
Silver
Part No. 990E0-53R96-SLV
Black
Part No. 990E0-53R96-BLA
- 2 | **Suzuki sport decal, hood**
Blue.
Part No. 99230-68R60-001
Silver.
Part No. 99230-68R60-002
- 3 | **Suzuki sport decal, rear**
Blue.
Part No. 99230-68R80-001
Silver.
Part No. 99230-68R80-002
- 4 | **Suzuki sport decal, side**
Blue.
Part No. 99230-68R70-001
Silver.
Part No. 99230-68R70-002
- 5 | **Suzuki sport emblem**
Part No. 9923A-68R30-001
- 6 | **Suzuki sport side sill scuff**
Part No. 99142-53R30-000



EXTERIOR COLOUR OPTIONS

SINGLE TONE



FIRE RED



MIDNIGHT BLUE PEARL



LUCENT ORANGE METALLIC



ARCTIC WHITE PEARL



SILKY SILVER METALLIC



MAGMA GREY METALLIC



MIDNIGHT BLACK PEARL

DUAL-TONE FOR GL & GLX



FIRE RED & BLACK ROOF



MIDNIGHT BLUE PEARL & WHITE ROOF



ARCTIC WHITE PEARL & BLACK ROOF

MODEL STYLING

SEAT UPHOLSTERY



GA interior



GL & GLX interior

WHEELS



GA & GL - steel wheels with full wheel cover



GLX - alloy wheels



SUZUKI COMPLETE

Suzuki understands that purchasing a new vehicle is a substantial investment. Our unwavering commitment to customer satisfaction is represented in our 'Suzuki Complete' package, which includes every aspect of after-sales support, with warranty, service plan, and roadside assistance standard.

Warranty

All Suzuki models are covered by a promotional comprehensive manufacturer's warranty against any defects for a period of 5-year/200 000km. This is supported by a six-year body corrosion warranty subject to terms and conditions. The comprehensive manufacturer's warranty is strictly reserved to new passenger cars purchased at Suzuki dealerships nationwide.

Service Plan

The Suzuki Swift benefits from a 2-year/30 000km service plan. This plan includes the replacement of oil, the oil filter, fuel filter, brake fluid, air filter and accessory belts, but excludes tyres, brakes and other wear-and-tear items.

Service Intervals

15 000km or one year, whichever comes first.

Roadside Assistance

Every new Swift comes with a roadside assistance plan. Some of the benefits offered by this comprehensive package include: battery and locksmith call-out services, mechanical and electrical, breakdown towing (accident towing is optional), emergency medical rescue, vehicle repatriation and a stand-by-you roadside security armed-response service.

All care is taken to ensure the accuracy of this brochure at the time of print approval. Specifications, features, prices and model availability may vary from those specified and may change without notice. Always consult your authorised Suzuki Dealer or refer to www.SuzukiAuto.co.za for the latest details on all models. SUZUKI AUTO South Africa (PTY) Ltd will not be held liable for any loss as a result of reliance on the content of this brochure, whether in negligence or otherwise. Vehicles are shown for illustrative purposes only and may not depict exact specifications. Published October 2023.

Part number 9900L-M5506-BRO



SUZUKI AUTO SOUTH AFRICA (PTY) LTD | Tel: 0861 511 111
No.52 Saturn Crescent, Linbro Business Park, Frankenwald, Marlboro, Sandton
www.SuzukiAuto.co.za

