



***DZIRE***



# GIVE IN AND GET INTO DZIRE

The new Suzuki Dzire is an irresistible sedan. Its perfect proportions and exquisite style are eye-catching, and its spacious and comfortable interior makes for an incredible drive.

It's ideal for you, your family, and your lifestyle. Give in, get in, and drive.







**DZIRE**







## **GIVE IN TO DZIRE STYLE.**

With an elegant, signature style, it's hard to take your eyes off the sleek and stunning Dzire.

## **GET INTO A PERFECT 10.**

Get used to getting stares and enjoy the ride, every time. The Dzire's size makes handling and manoeuvrability a breeze, even on narrow roads.







GIVE IN TO  
***DZIRE***



## **GIVE IN TO REFINED ELEGANCE.**

Dzire gives you plush comfort in polygonal design, flowing seamlessly through its classic sedan styling. Touches of silver in its black interior tie its look together, giving you affordable luxury that gets attention.

## **GET INTO ABSOLUTE COMFORT.**

The spacious cabin frees up your movement while the ergonomically-placed controls allow you to enjoy every drive, in luxury.







# GIVE IN TO THE FREEDOM OF SPACIOUS COMFORT

The Dzire ensures that you never stop loving the drive, by giving you the comfort that makes it hard to leave.





## GET IT ALL IN WITH AMPLE BOOT AND STORAGE SPACE

With a 378ℓ boot and multiple storage compartments, the Dzire provides more space for your life on your everyday drive.

- Glove Box
- Console Box Tray
- Front Cupholders
- Rear-Door Pocket
- Front-Door Pocket
- Rear Cupholders
- Passenger Seat Back Pocket (GL model)
- Rear Console Tray and 12V Accessory Socket (GL model)
- Rear Armrest with Cupholder (GL model)
- Rear Ventilation Controls










GIVE IN TO  
***DZIRE***







**HEARTECT**



## **GIVE IN TO ON-POINT ENGINEERING**

Make your drive more pleasant with Dzire's perfect light and rigid, new-generation platform: HEARTECT. This, combined with the high power and torque of the 1.2l VVT engine, guarantees an unexpectedly powerful, unbelievably smooth ride.



## **1.2 PETROL ENGINE (K12M)**

Driving your Dzire is a 1.2ℓ VT engine with a high combustion efficiency and compression ratio. Its low-friction, lightweight design gives you an optimally fuel-efficient performance, while enthralling you with its get-up-and-go.

## **AUTO GEAR SHIFT AND 5-SPEED MANUAL**

### **TRANSMISSION**

Get the Dzire experience you prefer:

Auto Gear Shift features an intelligent shift-control actuator, automatically controlling the shift and clutch. This system creates an easy, direct-drive feel, and boosts fuel-efficiency.

Our 5-Speed Manual Transmission offers an optimal gear ratio for the Dzire's engine and drivetrain, balancing your fuel-efficiency and power performance perfectly.

- Auto Gear Shift
- 5-Speed Manual Transmission







**HEARTECT**

**4.8m**



## HEARTECT PLATFORM

This new-generation platform is light and highly rigid and improves your driving experience through its performance-enhancing engineering.

HEARTECT lowers fuel consumption and vastly improves the fundamental vehicle performance in terms of running, turning, and stopping.

Its frame is characterised by smooth and continuous curves which disperse the energy of impacts effectively, in case of a collision.





GIVE IN TO  
***DZIRE***





# GIVE IN TO DZIRE AND GET PEACE OF MIND

The Dzire inspires confidence with its top-of-the-line safety features, ensuring maximum protection to the driver and passengers.

Focus on enjoying the drive. Dzire has your safety covered.





## ABS BRAKES WITH EBD

The ABS (Anti-lock braking system) detects the rotation of each wheel through the use of wheel sensors and automatically and optimally controls braking force to minimize skidding – allowing the driver to better steer and control the vehicle during hard braking. Furthermore, EBD (electronic braking-force distribution) optimally distributes front and rear braking force to help stop the vehicle when loaded.

## AIRBAGS

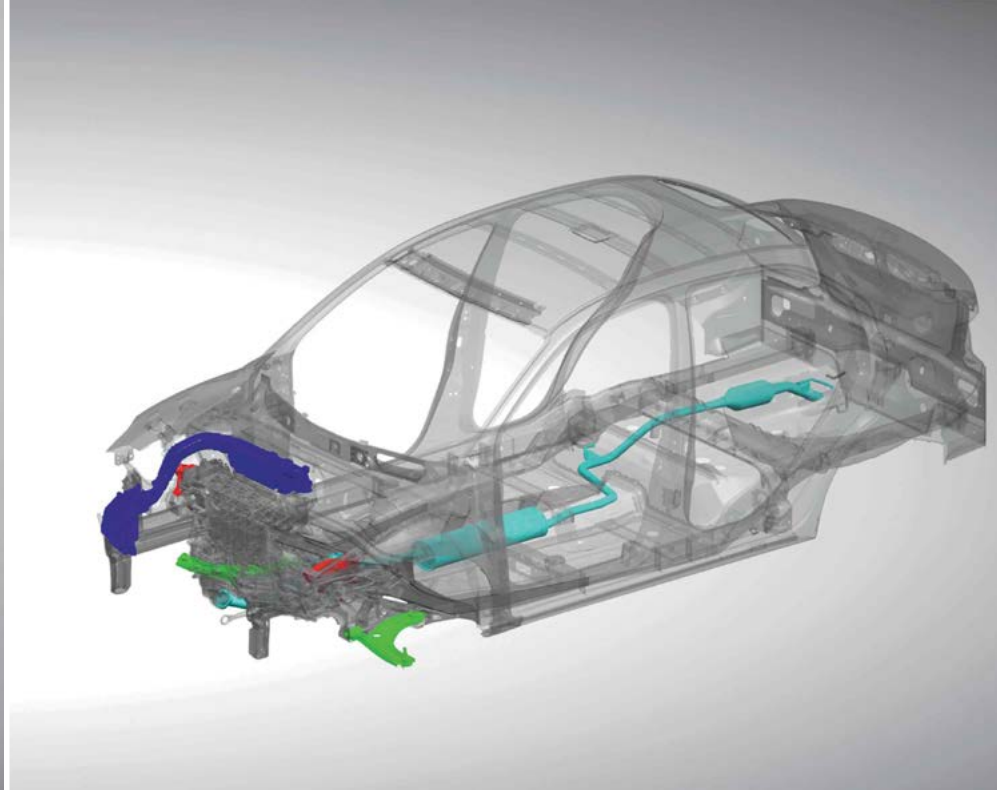
The Dzire comes with dual front airbags to protect the driver and front-seat passenger in case of a collision.

## LIGHT, IMPACT-ABSORBING BODY (TECT)

The Dzire uses Suzuki's Total Effective Control Technology in its HEARTECT build to absorb and disperse impact across the frame in case of a collision. This mitigates the damage to the car and its occupants.

## PEDESTRIAN INJURY MITIGATING BODY

The structure of the Dzire aims to mitigate head and leg injuries that may be acquired by pedestrians in a collision. The bonnet, front windscreen area, and front bumpers all absorb impact to reduce the chance of severe injury.



## MAJOR SPECIFICATIONS

Number of doors	4-door
Engine	Petrol, 1.2ℓ
Drive system	2WD

## DIMENSIONS

Overall length (mm)	3995	
Overall width (mm)	1735	
Overall height (mm)	1515	
Wheelbase (mm)	2450	
Tread	Front (mm)	1,525 (165/80R14), 1,515 (185/65R15)
	Rear (mm)	1,530 (165/80R14), 1,520 (185/65R15)
Minimum turning radius *1 (m)	4,8	
Minimum ground clearance (mm)	145	

## CAPACITIES

Seating capacity (persons)	5	
Fuel tank capacity (litres)	37	
Luggage capacity *1	Max volume (fixed rear seat) (litres) - with 135/70R15 spare tyre	378

## ENGINE

Type	K12M
Number of cylinders	4
Number of valves	16
Piston displacement (cm)	1 197
Bore x stroke (mm)	73.0 x 71.5
Compression ration	11,0
Maximum output (kW/r/min)	61/6 000
Maximum torque (Nm)	113/4,200
Fuel distribution	Multipoint injection



## TRANSMISSION

Type		5MT	5AGS
Gear ratio	1 <sup>st</sup>	3,545	
	2 <sup>nd</sup>	1,905	
	3 <sup>rd</sup>	1,240	
	4 <sup>th</sup>	0,906	
	5 <sup>th</sup>	0,697	
	Reverse	3,273	
Final gear ratio		4,389	4,706

## CHASSIS

Steering		Rack & Pinion	
Brakes	Front	Ventilated disc	
	Rear	Drum, leading and trailing	
Suspension	Front	MacPherson strut with coil spring	
	Rear	Torsion beam with coil spring	
Tyres		165/80R14, 185/65R15	

## WEIGHTS

Kerb weight (min./with full option) (kg)	855-890	885-895
Gross vehicle weight (kg)	1315	

## PERFORMANCE

Average Fuel Consumption (l/100km)	4.9	4.9
Maximum speed *1	175	170
0-100 km/h *1	11,7	13,2

\*1 Manufacture data

## MAJOR EQUIPMENT

Transmission	5MT	5MT/AMT
Grade	GA	GL

## CHASSIS

Tyres and wheels	165/80R14 + steel wheels with centre cap	❖	-
	165/80R14 + steel wheels with full wheel cover	-	❖
Spare tyre and wheel	135/70R15 + steel wheel (for temporary use only)	❖	❖

## EXTERIOR

Front and rear bumpers	Body coloured	❖	❖
Front grille	Silver painted	❖	-
	Chrome painted	-	❖
Outside door handles	Black	❖	-
	Body coloured	-	❖
Tailgate opener	Electromagnetic	❖	❖
Mud flaps	Front	-	❖
	Rear	-	❖

## VISIBILITY

Headlamps	Halogen multi-reflector	❖	❖
Position lamps	Standard	❖	❖
Fog lamps	Front	-	❖
Green-tinted windows		❖	❖
Wipers	Front: 2 speeds (low, high) + intermittent + washer	❖	❖
Rear window demister		❖	❖
Outside door mirrors	Black	❖	-
	Body coloured	-	❖
	Manual adjust	❖	-
	Electrical adjust	-	❖
	With built-in turn signal lamp	-	❖
Day/night rearview mirror	Manual dimming	-	❖



## STEERING AND INSTRUMENT PANEL

3-spoke steering wheel	Urethane	⊗	⊗
	With audio controls	-	⊗
	With hands-free phone control	-	⊗
	Tilt-adjust	⊗	⊗
Power steering		⊗	⊗
Tachometer		-	⊗
Information display	Segment display	⊗	⊗
	Clock	⊗	⊗
	Outside temperature	-	⊗(AMT)
	Fuel consumption gauge	⊗	⊗
	Driving range	⊗	⊗
Light-off and key reminder	Alarm	⊗	⊗
Door ajar reminder	Lamp	⊗	⊗
Driver's seatbelt reminder	Lamp	⊗	⊗
Low fuel warning	Lamps	⊗	⊗
Instrument panel centre ornament	Black	⊗	-
	Silver	-	⊗

## DRIVING AMENITIES

Electric windows	Front	-	⊗
	Rear	-	⊗
Central door locking	Switch on driver's side	⊗	⊗
Remote-control door locks	With hazard lamp answerback function	⊗	⊗
Air conditioner	Manual	⊗	⊗
Heater		⊗	⊗
Rear ventilation		-	⊗
Pollen filter		⊗	⊗
Audio	Antenna (mounted at rear of roof)	⊗	⊗
	Front speakers	⊗	⊗
	Rear speakers	⊗	⊗
	MP3/WMA compatible CD player	-	⊗
	Bluetooth®*	-	⊗

## INTERIOR

Cabin lights	Front cabin light (3-position)	-	⊗
	Centre cabin light (3-position)	⊗	⊗
Sun visors	Driver's side	⊗	⊗
	- with ticket holder	-	⊗
	Passenger's side	⊗	⊗
	- with vanity mirror	-	⊗
Assist grips	Passenger's side	⊗	⊗
	Rear x 2	⊗	⊗
Cup holders	Front x 2	⊗	⊗
	Rear x 1	⊗	⊗
Bottle holders	Front x 2	⊗	⊗
	Rear x 2	⊗	⊗
Centre-lower box		⊗	⊗
Shift knob	Black	⊗	-
	Black with chrome accent	-	⊗(AMT)
	Black with satin chrome		⊗(AMT)
Ornament around shift knob	Satin chrome	⊗	⊗
Parking brake release button	Black	⊗	-
	Chrome	-	⊗
USB port	Console box	-	⊗
AUX input	Console box	-	⊗
12V accessory socket	Centre console area x 2	⊗	⊗
	Rear console area x 1	-	⊗
Foot rest	Driver's side	-	⊗(AMT)
Remote fuel lid opener		⊗	⊗
Fabric door trim insert	Front	-	⊗
Inside door handles	Black	⊗	-
	Chrome	-	⊗
Storage pockets	Front doors	⊗	⊗
Foot rest	Driver's side	⊗	⊗

## SEATS

Front seats	Head restraints (integrated type)	⊗	-
	Head restraints (separate type)	-	⊗
	Seatback pocket (passenger's side)	-	⊗



## SEATS (CONTINUED)

Rear seats	Bench	◆	◆
	Neck restraint x 2	◆	-
	Head restraint (separate type) x 2	-	◆
Seat upholstery material	Fabric for lower grade	◆	-
	Fabric for upper grade	-	◆


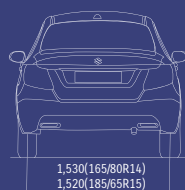
## LUGGAGE AREA

Luggage area light	◆	◆
--------------------	---	---

## SAFETY, SECURITY, AND ENVIRONMENTAL COMPATIBILITY

ABS with EBD function		◆	◆
Brake assist function		◆	◆
SRS front dual airbags		◆	◆
Seatbelts	Front: 3-point ELR seatbelts with pretensioner, force limiter and shoulder height adjuster	◆	◆
	Rear: 3-point ELR seatbelts (side), 2-point ELR seatbelt (centre)	◆	◆
ISOFIX child seat anchorages	x2	◆	◆
Child seat tether anchorages	Side	◆	◆
Childproof rear door locks		◆	◆
Side impact door beams (front/rear)		◆	◆
Immobiliser		◆	◆
Security alarm		◆	◆
High-mount stop lamp		◆	◆

◆ : Standard    - : Not Available



## EXTERIOR STYLING

Super stylish spoilers to make your whole new Dzire stand out, even more.

1. Front Under Spoiler : 990J0M56R07-010
  2. Rear Under Spoiler : 990J0M56R07-020
  3. Side Spoiler : 990J0M56R07-030
- \* Paintable



## EXTERIOR ACCESSORIES

Indulge in these premium accessories to make the Dzire experience, truly your own.

8. Lower Trunk Garnish: 990J0M56R13-060
9. Door Visor: 990J0M56RQ0-020
10. Body Side Moulding: 990J0M56R01-020






## INTERIOR ACCESSORIES

Transform the way your whole new Dzire feels with these elegant accessories.

4. Black Designer Mat: 75901M56R30-000
5. Door Way Logo Lamp: 990J0M66R11-040
6. Door Sill Guard: 990J0M56RP6-010
7. Boot Mat: 990J0M56RA3-010



# EXTERIOR COLOUR OPTIONS



PREM. OXFORD BLUE  
(ZYA)



PREM. GALLANT RED  
(ZYC)



PREM. SHERWOOD  
BROWN (ZYB)



PREM. ARCTIC WHITE  
(ZHJ)



MET. SILKY SILVER  
(Z2S)




MET. MAGMA GRAY  
Grey (Z7Q)




PRL. MIDNIGHT  
BLACK (ZAM)

# SEAT UPHOLSTERY



GA Interior



GL Interior



GA 14-inch steel wheels  
with centre cap



GL 14-inch steel  
wheels with  
full-wheel cap

# WHEELS





# SUZUKI

## COMPLETE

Suzuki understands that purchasing a new vehicle is a substantial investment. Our unwavering commitment to customer satisfaction is represented in our 'Suzuki Complete' package, which includes every aspect of after-sales support, with warranty, service plan, and roadside assistance standard.

### **Warranty**

All Suzuki models are covered by a comprehensive manufacturer's warranty against any defects for a period of three years or 100 000 km. This is supported by a six year body corrosion warranty subject to terms and conditions.

### **Service Plan**

The Suzuki Dzire benefits from a 2yr/30 000km service plan. This plan includes the replacement of oil, the oil filter, fuel filter, brake fluid, air filter and accessory belts, but excludes tyres, brakes and other wear-and-tear items.

### **Roadside Assistance**

Every new Dzire comes with a roadside assistance plan. Some of the benefits offered by this comprehensive package include: battery and locksmith call-out services, mechanical and electrical, breakdown towing (accident towing is optional), emergency medical rescue, vehicle repatriation and a stand-by-you roadside security armed-response service.



All care is taken to ensure the accuracy of this brochure at the time of print approval. Specifications, features, prices and model availability may vary from those specified and may change without notice. Always consult your authorised Suzuki Dealer or refer to [www.SuzukiAuto.co.za](http://www.SuzukiAuto.co.za) for the latest details on all models. SUZUKI AUTO South Africa (PTY) Ltd will not be held liable for any loss as a result of reliance on the content of this brochure, whether in negligence or otherwise. Vehicles are shown for illustrative purposes only and may not depict exact specifications. Published September 2020.

Part number 9900L-M56R1-BRO



SUZUKI AUTO SOUTH AFRICA (PTY) LTD | Tel: 0861 511 111  
No.52 Saturn Crescent, Linbro Business Park, Frankenwald, Marlboro, Sandton  
[www.SuzukiAuto.co.za](http://www.SuzukiAuto.co.za)

