




101 CAR FACTS

TIPS TRICKS AND HACKS



Everything you need to know about cars, conveniently condensed into an easy-to-consume, infographic-style list (for those of you who are too busy to read every single post on our blog).



YOU'RE WELCOME!





INTRODUCTION

BUYING A CAR

CAR FINANCE

DRIVING A CAR

CAR SAFETY

MAINTENANCE

4X4 (OFF-ROAD) DRIVING

DIY CAR HACKS

FAMILY ROAD TRIPS

CONCLUSION




WE'RE HERE TO HELP!

Whether it's buying a car, driving a car, applying for car finance or keeping you safe on a family road trip, we want to help make everything "car" that little bit easier to understand

Let's face it, a car is a huge investment and comes with a lot of responsibilities - despite being loads of fun to drive. Our team regularly updates our blog with helpful tips and advice so that you get the most out of your baby - but it's hard to keep up with every single blog post when you're on the go!



THIS EASY-TO-READ



INFOGRAPHIC-STYLE GUIDE

will impart years of tried and tested knowledge from our Suzuki experts (condensed from our blog) in a single, easy to read eBook.

By the time you're finished reading **101 car facts (with tips, tricks + hacks)** you'll be the go-to person for car advice amongst your family and friends. Inside this guide you'll find advice on...

- Buying a Car
- Car Finance
- Driving a Car
- Car Safety
- Maintenance
- 4x4 (Off Road)
- Driving
- DIY Car Hacks
- Family Road Trips



INTRODUCTION

BUYING A CAR

CAR FINANCE

DRIVING A CAR

CAR SAFETY

MAINTENANCE

4X4 (OFF-ROAD) DRIVING

DIY CAR HACKS

FAMILY ROAD TRIPS

CONCLUSION

1



TAKE YOUR TIME

DON'T RUSH TO SIGN THE DEAL

A car isn't an impulse buy like that slab of chocolate you grab walking down the aisle to pay for your groceries...

A car is possibly the second biggest asset (following your house) that you'll buy in your lifetime. Having said this, you wouldn't buy a house in 2 hours flat without first looking at all your options, **weighing up the pros and cons and trying to get the best deal** on your home loan



Treat purchasing your car with the same **level of caution** that you would your house, and you won't make mistakes that could have easily been avoided



2

DO YOUR RESEARCH



Before making your decision, **ask yourself what you need from a car.** If you have any special needs, you need to be even more informed - for example, parents with young kids who need features like ISOFIX



INTRODUCTION

BUYING A CAR

CAR FINANCE

DRIVING A CAR

CAR SAFETY

MAINTENANCE

4X4 (OFF-ROAD) DRIVING

DIY CAR HACKS

FAMILY ROAD TRIPS

CONCLUSION

3

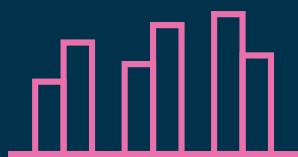


DON'T GIVE IN TO **SALE TATICS**

Ignore tactics like “this is a once-in-a-lifetime deal” or “you’ll regret it if you don’t buy right now”

Buying a car is a **long term investment** which will affect your budget for years to come, so you need to be **100% certain that this is the right decision for your future self**. If your gut feel tells you that you need to walk away and think about it, don't feel under any pressure to do otherwise

4



NOT ALL BRANDS ARE **EQUAL**




5

You can't reserve a car unless you're a serious buyer. You need to either **sign the OTP (offer to purchase) / put down a deposit** to reserve a car



6

All brands charge extra for **METALLIC PAINT**

 **Your safest bet is to opt for a non-metallic car** - not only will you pay less for the initial purchase, but your insurance premiums will be *lower too. *Disclaimer: this lower/higher costing is dependent on which insurer you use.



INTRODUCTION

BUYING A CAR

CAR FINANCE

DRIVING A CAR

CAR SAFETY

MAINTENANCE

4X4 (OFF-ROAD) DRIVING

DIY CAR HACKS

FAMILY ROAD TRIPS

CONCLUSION

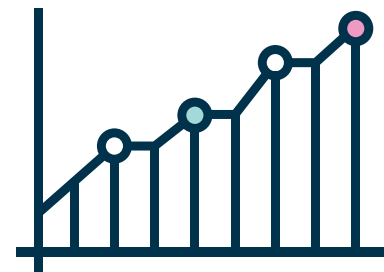
7



DEALERS

DON'T MAKE MORE MONEY
ON A NEW CAR

Dealerships keep their prices **competitive**, so they're not making the high profit margin you may expect. If you're looking to negotiate on price, your dealer has more room to be flexible on a **second hand car**



8

THE COST OF ADDED **EXTRAS** DIFFER PER DEALER

There's **no standard price for optional extras**. A reputable dealer will never rip you off, so do your homework and check prices across a number of dealerships if you're uncertain

9

You must **test drive** a car before buying it...

We spend so much time behind the wheel that you need to be certain the car is **fit for purpose and comfortable to drive**





INTRODUCTION

BUYING A CAR

CAR FINANCE

DRIVING A CAR

CAR SAFETY

MAINTENANCE

4X4 (OFF-ROAD) DRIVING

DIY CAR HACKS

FAMILY ROAD TRIPS

CONCLUSION

10



SPECIALS
ARE OFTEN EXCESS STOCK

This doesn't mean that there is anything wrong with these cars but the **dealership has possibly ordered too many in a specific colour or model**

11

Check that everything works before you leave the showroom. Test everything from your infotainment system to indicators, electric windows and so on, that way you can address any problems while **you're at the dealership**

12



Security features add
VALUE

Features like **anti-smash-and-grab tinting and central locking** will decrease your monthly insurance premium and add **value to your trade-in amount**



13



BUYING
SECOND HAND?

Pick a reputable dealer...

A trustworthy dealer will ensure he or she has only high quality stock on hand. This is not size related; don't forget your smaller dealerships.

Avoid auctions where there are little to no rules protecting the consumer. If you find a **car online** through a private sale, make sure you check the car out in person and take it for a test drive



INTRODUCTION

BUYING A CAR

CAR FINANCE

DRIVING A CAR

CAR SAFETY

MAINTENANCE

4X4 (OFF-ROAD) DRIVING

DIY CAR HACKS

FAMILY ROAD TRIPS

CONCLUSION


14



DON'T WORRY ABOUT A CAR'S

MILEAGE

as much as its number or previous owners...



THE CAR'S MILEAGE DOESN'T ACTUALLY GIVE YOU MUCH INFORMATION ABOUT HOW THE CAR WAS TREATED. INSTEAD CHECK OUT THE OWNER'S MANUAL

The best way to get a thorough history of the car is to ask for the number of the previous owner and give them a call immediately. You don't want to give the dealer time to prep the person in question, so call straight away. **If the dealer won't give you the number, that's a big red flag**

What are they hiding? When you do get the previous owner on the phone, ask about the problems they've had with the car. Most previous owners are honest about this. They've got nothing to lose on the transaction at this point

15



Does the mileage match the

WEAR & TEAR?



If the car is **looking worn and tired, but the mileage is fantastic**, chances are the **speedometer had a "haircut"** to feature a more attractive number. **Compare the mileage on the speedometer to that of the service book.** Do they match? If not, don't buy that car!



INTRODUCTION

BUYING A CAR

CAR FINANCE

DRIVING A CAR

CAR SAFETY

MAINTENANCE

4X4 (OFF-ROAD) DRIVING

DIY CAR HACKS

FAMILY ROAD TRIPS

CONCLUSION



16 Request to see the service book of a second hand car...

When last was a service done?

Was it done by the car brand itself, or someone else? Also check the last stamp in the book - if it was done by the dealer you're visiting, there's a chance they added the stamp themselves



17



INSPECT

THE SAFETY FEATURES

...on a second hand car. Some less reputable dealers will sell cars that have been written off. Check that the car in question has their **airbags intact - if they don't, don't buy it!**



18



Remember to buy with your

HEAD

NOT YOUR HEART

If the deal looks too good to be true, it probably is!

Want to find out more about buying a car?

Check out our full blog posts on the **Suzuki blog**:

- [20 things you didn't know about buying a new car](#)
- [11 insider hacks for buying a used car](#)
- [The importance of a test drive](#)
- [Is it safe to buy cars off sites such as Gumtree?](#)
- [Is your car fit for purpose?](#)



INTRODUCTION

BUYING A CAR

CAR FINANCE

DRIVING A CAR

CAR SAFETY

MAINTENANCE

4X4 (OFF-ROAD) DRIVING

DIY CAR HACKS

FAMILY ROAD TRIPS

CONCLUSION

19



YOU NEED THE FOLLOWING DOCUMENTS TO APPLY FOR A LOAN

Private individuals:

- ID document
- Driver's Licence
- 3 months of payslips
- 3 months of bank statements (originals stamped by the bank)
- Proof of address (not older than 3 months)

Businesses:

- Company registration papers
- Proof of company address
- 6 months company bank statements (originals stamped by the bank)
- Directors' ID documents
- Directors' proof of addresses (not older than 3 months)



20



Don't set your


HEART

on a specific make or model before deciding on a budget

If you've already **predetermined that the only car you want is a Suzuki Grand Vitara** and you're not willing to settle for anything less, **you may be ignoring the most important factor** to consider when buying a car which is, **"Can I afford it?"**

IF YOU'RE SERIOUS ABOUT BUYING A CAR THE VERY FIRST STEP SHOULD ALWAYS BE A BUDGETING EXERCISE

Once you've determined your affordability bracket, you can start looking at the various models (and the different features they offer) which **fall within your budget**. Affordability should always be your top concern when buying a new car. The last thing you want is to **default on payments three months down the line** because you've suddenly realised the car is more expensive than you'd planned for





INTRODUCTION

BUYING A CAR

CAR FINANCE

DRIVING A CAR

CAR SAFETY

MAINTENANCE

4X4 (OFF-ROAD) DRIVING

DIY CAR HACKS

FAMILY ROAD TRIPS

CONCLUSION

21



BE WILLING TO BE
FLEXIBLE



Do your research and find a model that ticks as many boxes on your wishlist as possible, while still falling within an affordable price range. There's **no point in driving a luxury sports car** for six months, only to have it repossessed when you can't afford the monthly instalments



22

Not all manufacturer warranties are equal

If you're wondering why one brand only offers a three-year warranty while another offers a seven-year warranty, take a good look at the **T's and C's**. Rather take **comprehensive three-year warranty over a seven-year limited warranty**

23



You can't get car finance with
A BAD CREDIT RECORD

According to the **National Credit Act 34 of 2005**, any registered financial institution that approves a loan to someone who's over-indebted, is at risk of being charged with reckless lending and could face millions of Rands in fines

24

You don't have to pay a deposit to get car finance.

It's highly recommended that you **put down the biggest deposit** you can afford, however you don't need to put down a deposit to buy a car



INTRODUCTION

BUYING A CAR

CAR FINANCE

DRIVING A CAR

CAR SAFETY

MAINTENANCE

4X4 (OFF-ROAD) DRIVING

DIY CAR HACKS

FAMILY ROAD TRIPS

CONCLUSION

25

%

TRY TO AVOID A

BALLOON PAYMENT

We don't recommend this form of transaction, however, we would only advise that a person takes a residual payment if they drive 10 000 kms a year or will be keeping the vehicle for longer than 6 years. It's all good and well paying a lower instalment but when residual becomes a problem is when you put excessive mileage on a car and /or keep the car for a short period of time.

26



TAKE THE

LONGEST TERM

PROVIDED BY THE BANK



A shorter term might subject you to a higher interest rate provided by the bank. The bank wants to make money at the end of the day, so it's better to take a longer term and pay it off sooner.

27

YOUR CREDIT SCORE DETERMINES THE FINANCE DEAL YOU'RE OFFERED.

There are several factors which affect your interest rate, such as previous finance, the stability of your income, tertiary education (like diplomas or degrees) and your affordability which is determined by assessing your monthly income in comparison to your monthly expenses





INTRODUCTION

BUYING A CAR

CAR FINANCE

DRIVING A CAR

CAR SAFETY

MAINTENANCE

4X4 (OFF-ROAD) DRIVING

DIY CAR HACKS

FAMILY ROAD TRIPS

CONCLUSION



28



LARGE CONTRACTS

INCUR PENALTIES IF YOU SETTLE YOUR DEBT EARLY

If the principal debt (the financed amount) is below R249 999, you can pay extra on your monthly installments or settle your debt early, as this contract is an intermediary contract. Large contracts, on the other hand, which have a principal debt of R250 000 and over, will incur penalties if you pay in lump sum deposits or settle early.

29



DON'T FORGET ABOUT **INSURANCE!**

Part of your budgeting recon should include a call to your insurer to check what the cost of insuring each of the models you are considering will be. Insurance isn't cheap and you need to look at the bigger picture before you make the final decision to purchase a car



30



YOUR CHOICE OF CAR AFFECTS YOUR CAR INSURANCE INSTALMENTS

Your vehicle model and engine capacity affects your monthly insurance premiums. Cars with a larger engine are viewed as a higher insurance risk. Drivers who purchase more powerful engines are generally also more inclined to speeding, and therefore could be involved in more frequent accidents.

Many people believe that buying a white (or lighter shade) car has an effect on their car insurance premium. However, this is purely dependent on your choice of insurer. This aside, all insurance companies charge more for metallic painted cars.

Want to find out more about car finance?

Check out our full blog posts on the Suzuki blog:

- [7 common car finance myths busted](#)
- [How to compare car insurance](#)
- [Can I buy a car once I've been blacklisted?](#)
- [Should I choose a balloon payment?](#)
- [9 dumbest car financing mistakes you can make](#)



INTRODUCTION

BUYING A CAR

CAR FINANCE

DRIVING A CAR

CAR SAFETY

MAINTENANCE

4X4 (OFF-ROAD) DRIVING

DIY CAR HACKS

FAMILY ROAD TRIPS

CONCLUSION



31

ADJUST YOUR SIDE

MIRRORS CORRECTLY

Your back door handle should be the only part of your car visible in your side mirror

32

STOP A SAFE

...distance from the car ahead. You should be able to see where the **wheels of the car ahead** touch the ground



33

BE PROACTIVE



Try and think ahead to what could happen on the road. **Indecisiveness makes you unpredictable and dangerous** to your fellow drivers, so don't act hastily, but don't be overly cautious. **Keep the traffic flowing** with decisive driving



INTRODUCTION

BUYING A CAR

CAR FINANCE

DRIVING A CAR

CAR SAFETY

MAINTENANCE

4X4 (OFF-ROAD) DRIVING

DIY CAR HACKS

FAMILY ROAD TRIPS

CONCLUSION

34

KEEP A SAFE FOLLOWING DISTANCE

Your following distance should increase by **approximately three car lengths** for every 15 km/h acceleration



35

Don't be afraid to slam on brakes. The shuddering or awful noises you hear are simply your car letting you know that your ABS brakes are doing their job

36

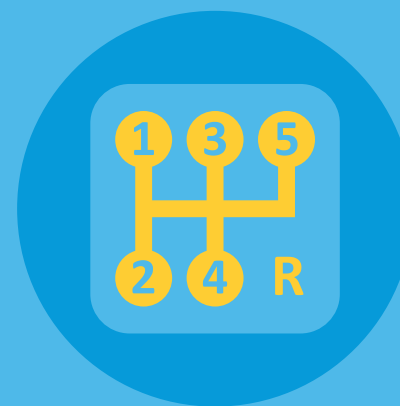
CHECK YOUR TYRE PRESSURE REGULARLY

Not only will properly inflated tyres improve your ability to brake safely, but you'll **save fuel too** - double bonus!



37

Drive in the
highest possible gear



Higher gears use less fuel, so **gear up as quickly as possible** without labouring your engine or pushing it to warm up too fast. The ideal revs for each gear shift are between 2,000-3,000. Use of the onboard rev counter that is displayed next to the speedometer.



INTRODUCTION

BUYING A CAR

CAR FINANCE

DRIVING A CAR

CAR SAFETY

MAINTENANCE

4X4 (OFF-ROAD) DRIVING

DIY CAR HACKS

FAMILY ROAD TRIPS

CONCLUSION



38

STREAMLINE YOUR VEHICLE

Roof racks have a shocking effect on **fuel efficiency!** They add to the drag and affect the airflow around the car, so remove them if you aren't using them



39

DON'T BRAKE
UNLESS YOU HAVE TO



Driving slowly and consistently will keep your car going forward. It's science - a body in motion stays in motion, and therefore uses less energy and fuel

40



DON'T SWITCH
BETWEEN DRIVE + REVERSE
WITHOUT STOPPING

Driving an automatic? Use your brakes to stop the car, and not your transmission! The brakes are easy to service and replace, the transmission is not

41

Don't put your automatic in neutral at stops

Leave your car in drive! It doesn't use extra fuel and doesn't really add much additional stress on the engine which means you move forward much easier when you can go forward. There's really no good reason to take it out drive.



INTRODUCTION

BUYING A CAR

CAR FINANCE

DRIVING A CAR

CAR SAFETY

MAINTENANCE

4X4 (OFF-ROAD) DRIVING

DIY CAR HACKS

FAMILY ROAD TRIPS

CONCLUSION

42

DON'T PUT AN
AUTOMATIC
INTO PARK BEFORE STOPPING

You could really damage your car by putting it in park before you've come to a complete stop

43

Fill up with petrol when the weather is cool. Science, again, explains this one. Liquids expand in heat and you'll get more bang for your buck when the petrol is compact in the cold morning or evening air

44

Get a defensive
DRIVING
CERTIFICATE



This lowers your chance of being viewed as a risky driver and will decrease your insurance fees



Want to find out more about driving a car?

Check out our full blog posts on the Suzuki blog:

- [16 tips for a safe and cost effective road trip](#)
- [5 things you should never do in an automatic](#)
- [6 tricks to save fuel in an automatic](#)
- [Fuel efficiency for a small car on a long journey](#)



INTRODUCTION

BUYING A CAR

CAR FINANCE

DRIVING A CAR

CAR SAFETY

MAINTENANCE

4X4 (OFF-ROAD) DRIVING

DIY CAR HACKS

FAMILY ROAD TRIPS

CONCLUSION

45

KEEP YOUR CAR'S

HEADLIGHTS

ON AT ALL TIMES

Driving with your headlights on during the day has no drawbacks. It is a precautionary measure that could reduce your risk of collisions. Never fear, your Suzuki may even have daytime running lights so you're not at risk

46



KEEP YOUR WINDSCREEN

CLEAN



This sounds like such a simple tip, but most of us don't bother if there are a few splattered bugs on the windscreen. **At night, however, these can become a serious distraction.** They keep catching your eye, and with changing light reflections, marks on your windscreen can look like they're moving, causing you to get a fright or even swerve

Give your windscreen a wipe and avoid having to explain a 'bug-splat' swerving claim to your insurance company. When you're doing a long trip, make sure your washer fluid is topped up before you set off on the road



47

Never coast in neutral.

It might be slightly more fuel efficient, but this move is risky!

The driver is out of control, and it's actually illegal in some parts of the world



INTRODUCTION

BUYING A CAR

CAR FINANCE

DRIVING A CAR

CAR SAFETY

MAINTENANCE

4X4 (OFF-ROAD) DRIVING

DIY CAR HACKS

FAMILY ROAD TRIPS

CONCLUSION

48

STAY ALERT AND VIGILANT



Put that cell phone down!
The leading cause of road accidents is distracted driving, with pedestrians being the most common victims

49 Check that your spare tyre is fully pumped. Out of sight, out of mind. . .

We often forget to check if our spare tyre is actually still fully pumped. Make sure your spare tyre is properly inflated and in good condition to avoid getting stranded in an emergency

50



BEWARE OF TRUCKS AND BULKY VEHICLES

These vehicles **gain momentum fast and have a longer stopping distance** so keep your distance wherever possible.



51

ALWAYS GEAR DOWN ON A BEND.

Arrive Alive writes, "Always change to a lower gear before you take a bend, especially a sharp bend. Your speed should be at its slowest as you enter the bend and both your hands should be on the steering wheel. This slow in/fast out technique gives you most control when driving around a bend."





INTRODUCTION

BUYING A CAR

CAR FINANCE

DRIVING A CAR

CAR SAFETY

MAINTENANCE

4X4 (OFF-ROAD) DRIVING

DIY CAR HACKS

FAMILY ROAD TRIPS

CONCLUSION



52

CHECK YOUR

HEADREST HEIGHT

Your ear should sit halfway down, vertically on your headrest to protect your neck in an accident

53

LEAVE EARLY FOR

APPOINTMENTS



Driving like a stunt driver from the Fast and the Furious is the quickest way to cause an accident. **Stick to the speed limit - even if it means leaving 15 minutes early**

54



SERVICE

YOUR CAR REGULARLY

Your dealer will ensure that everything is in working order so that you don't experience any dangerous mechanical or electrical failures

55

Make sure your wiper blades are clean in the rainy season.

Visibility is tricky as it is in the deluge, so don't add to it with poorly maintained wiper blades. Replace them regularly, and give them a wipe occasionally, too



INTRODUCTION

BUYING A CAR

CAR FINANCE

DRIVING A CAR

CAR SAFETY

MAINTENANCE

4X4 (OFF-ROAD) DRIVING

DIY CAR HACKS

FAMILY ROAD TRIPS

CONCLUSION



56

DON'T TURN ON YOUR
HAZARDS
JUST BECAUSE OF HEAVY RAIN



They're intended for stationary cars, and though they increase visibility, they are also **distracting and confusing**

57

WATCH OUT FOR

PUDDLES

Often a puddle is masking a pothole underneath the water



58



STAY ALERT
AND VIGILANT

DEMIST YOUR WINDOWS

Instead of keeping the aircon on, and you and your guests cold, turn on the heater, switch the setting to the windscreen and warm up the glass to keep it fog free. AA writes, "It's nearly impossible to stay safe without visibility - how often haven't you seen drivers helplessly trying to clear a patch on a fogged windscreen, or feeling their way through heavy rain with failed windscreen wipers. If your heater, demister or wipers are deficient in any way, get them seen to now, before it's too late." If you have a climate controlled car, it will do all of this itself



INTRODUCTION

BUYING A CAR

CAR FINANCE

DRIVING A CAR

CAR SAFETY

MAINTENANCE

4X4 (OFF-ROAD) DRIVING

DIY CAR HACKS

FAMILY ROAD TRIPS

CONCLUSION

59



DON'T DRIVE THROUGH
DEEP WATER

Anything above ankle height, especially if it's fast moving, is dangerous and could stall or stop your car. Water can get sucked up the exhaust and damage the electrics, so be wary of water that looks too high

60

WATCH YOUR

BLIND SPOT!

Especially in the rain. Rain-splattered windows impair visibility even more, so be extra aware of cars in your blind spots

61

BE CAREFUL
on the shoulder of the road

"Only move towards the shoulder if you are able to see clearly 150m ahead of you. Keep in mind that pedestrians may be walking on the shoulder to avoid the mud next to the surface of the road," writes Arrive Alive



62

Watch out for the first rain of the season. Oil collects on the road, and after the first rain it floats to the surface and makes the road slicker than usual



INTRODUCTION

BUYING A CAR

CAR FINANCE

DRIVING A CAR

CAR SAFETY

MAINTENANCE

4X4 (OFF-ROAD) DRIVING

DIY CAR HACKS

FAMILY ROAD TRIPS

CONCLUSION



63

CAUTION

DON'T STOP
FOR OBSTACLES ON THE ROAD

Many hijackers litter deserted roads with bricks, rocks or other obstacles. If you hit one of these, don't stop if your car is still in driving condition. Make your way to a safe and populated area before checking your car

64



KEEP YOUR VALUABLES
OUT OF SIGHT

Many smash and grabs are crimes of opportunity, meaning they're unplanned and criminals pick their victims seemingly at random. Having valuable items such as handbags, jewelry and cellphones immediately visible will make you a much more tempting target



65

ALWAYS BE POLITE, CO-OPERATIVE AND RESPECTFUL AT A ROADBLOCK.

Don't antagonise an officer by being rude, cheeky or non-compliant, and definitely don't display any physical signs of violence (like pushing the officer). You can't be arrested for being just plain rude, but rudeness can quickly escalate into an argument or verbal abuse. Using obscene language (swearing), offensive hand gestures and racial slurs are all considered verbal abuse, and could lead to an arrest

Want to find out more about car safety?

Check out our full blog posts on the **Suzuki blog**:

- [5 ways to drive safer at night](#)
- [Most and least hijacked cars \[list\]](#)
- [11 long distance driving tips the experts swear by](#)
- [14 easy to follow tips on driving safely in the rain](#)
- [How to drive a heavily loaded car](#)
- [13 easy driving tips that could save your life](#)
- [What to do during a roadblock](#)
- [Car emergency 101 kit \[infographic\]](#)



INTRODUCTION

BUYING A CAR

CAR FINANCE

DRIVING A CAR

CAR SAFETY

MAINTENANCE

4X4 (OFF-ROAD) DRIVING

DIY CAR HACKS

FAMILY ROAD TRIPS

CONCLUSION

66



TAKE THESE DOCUMENTS WITH YOU TO RENEW YOUR CAR LICENCE

- Your ID document
- Proof of residential address
- If you live in an informal settlement, you must bring a **letter with an official date stamp from your ward councillor** confirming your residential and postal address



67



DON'T FORGET TO DEEP CLEAN

the interior of your car regularly

There are **several germ hotspots** that we need to pay special attention to in our cars. Next time you're giving your car a scrub, make sure you don't forget to spray and wipe the following areas with an **antibacterial cleanser**

- Steering wheel
- Speedometer button (trip calculator)
- Driver's + passenger visor
- Gear lever
- Safety belt (not just the clip, the whole belt)
- Indicators
- Cubby hole + centre console
- Headlight switch
- Car seat adjuster
- Window buttons
- Windscreen wiper lever
- Petrol lever
- Bonnet lever



INTRODUCTION

BUYING A CAR

CAR FINANCE

DRIVING A CAR

CAR SAFETY

MAINTENANCE

4X4 (OFF-ROAD) DRIVING

DIY CAR HACKS

FAMILY ROAD TRIPS

CONCLUSION

68



USE THE
WET WIPE TEST
TO CHECK HOW CLEAN YOUR CAR IS

To test if your car has been properly cleaned, take a **white wet wipe** and rub it along some of these surfaces to see what you pick up. If after wiping an area your wet wipe is brown, it shows that the area is dirty and probably has a **higher concentration of germs**

69



Fix a chipped windshield immediately

A cracked or chipped windshield is dangerous (it could easily break on a bumpy ride) and hinders visibility. If you have any noticeable damage to your windshield, you should fix it immediately



70

Don't forget to

CHECK

your wiper blades for wear and tear



Dirty, worn out wiper blades can actually reduce visibility in the rain, creating a **potential hazard** for the driver. Your wiper blades should be replaced at least **once every two years**



INTRODUCTION

BUYING A CAR

CAR FINANCE

DRIVING A CAR

CAR SAFETY

MAINTENANCE

4X4 (OFF-ROAD) DRIVING

DIY CAR HACKS

FAMILY ROAD TRIPS

CONCLUSION

71

CHECK YOUR

LIGHTS AND INDICATORS

(especially the back ones)



Occasionally get someone to help you check that all the bulbs in your car work, to keep your family safe and avoid a fine. **Your lights and indicators ensure that your car is visible on the road** and other motorists are aware of your intentions when switching lanes, turning or reversing

72



DON'T LET YOUR TYRES GET TOO BALD

We often don't give our tyres a **second thought** - until something happens. Your tyres are, however, vital to your safety, and overall car performance. **You need at least 1.6mm tread on all four tyres**, anything less than this is illegal and dangerous

73 If your ride feels harder than usual, it could be your suspension

If your car's ride quality doesn't feel quite right, for example, sliding when turning into corners or needing more distance than normal to stop, then you may have worn or damaged suspension or tyres. Check them both to be on the safe side.



Want to find out more about car maintenance?

Check out our full blog posts on the **Suzuki blog**:

- [7 things that make your car cost a fortune in the long run](#)
- [Understand your tyres](#)
- [Signs your car needs to see a mechanic](#)
- [6 reasons you need to service your car](#)
- [How to keep your car hygienic](#)
- [Car suspension: how low can you really go?](#)
- [Car servicing: DIY or leave it to the professionals?](#)



INTRODUCTION

BUYING A CAR

CAR FINANCE

DRIVING A CAR

CAR SAFETY

MAINTENANCE

4X4 (OFF-ROAD) DRIVING

DIY CAR HACKS

FAMILY ROAD TRIPS

CONCLUSION



74



ALWAYS DRIVE

WITH A BUDDY

There's safety in numbers - especially if you're new to driving off road. Having a second vehicle with you will ensure that you'll be able to get out of any sticky situations (yes, we mean literally getting stuck in the mud)

75



HAVE A ROPE ON HAND

If you're going to be taking your 4x4 off the beaten track, then a strong tow rope should be your new best friend. Do keep in mind that your tow rope is useless if you don't have a buddy to tow you - so again, emphasis on the need for travelling with a minimum of two vehicles

76



DON'T DRIVE WITH A DEATH GRIP
A lot of first timers learn this lesson the hard way - don't let yourself be one of them. **There are two reasons why** you shouldn't drive with a tight grip - the first one being that you might **break a thumb**. This isn't an exaggeration. When you have your thumbs folded tightly around the inside of your steering wheel, any sharp movements can strain, dislocate or even break your thumbs

The second reason not to drive with a "death grip" is that you need to allow your **wheels to centre themselves** - otherwise they could be headed off in slightly different directions. Gripping onto the steering and fighting the terrain will only slow you down. Loosen your grip and stick to gentle movements





INTRODUCTION

BUYING A CAR

CAR FINANCE

DRIVING A CAR

CAR SAFETY

MAINTENANCE

4X4 (OFF-ROAD) DRIVING

DIY CAR HACKS

FAMILY ROAD TRIPS

CONCLUSION

77



UNDERSTAND THE TERRAIN

You'll find four main hazardous terrains out there; **mud, rocks, sand and water**. If you don't know what you're doing, you could find yourself stuck or even worse, causing major damage to your vehicle. Be sure to understand these terrains (and how to drive through them) before you set off on your adventure



78

Momentum vs. acceleration: know the difference

Bridgestone, tyre manufacturer, writes that momentum is, "**the speed that the vehicle has already built up that allows you to go through that muddy patch or sand.**" Acceleration is what you do to gain this speed. Essentially you don't want to accelerate when you should just be leveraging your momentum

Driving through mud is a good case in point - if you accelerate rapidly in the mud, you're going to begin digging yourself into a hole (and end up horribly stuck). Accelerate before you enter the mud and then glide through using the momentum you've built up

79



ALWAYS STAY STRAIGHT ON THE SLOPES

If you try to take a hill diagonally you're running a **higher risk of rolling your 4x4**. Try to keep your car as straight as possible when going downhill and if you feel you're beginning to slip sideways, slow down

80



CLEAR OBSTACLES ONE WHEEL AT A TIME

If and when you encounter an obstacle (like a fallen tree) **approach it at an angle** that allows you to climb over it one wheel at a time. **The other three wheels give you the traction** you need to lift that wheel over the obstacle. Be very careful when you're doing this (especially if there's a possibility that the obstacle might shift) because this can cause **damage to the undercarriage of your car**



INTRODUCTION

BUYING A CAR

CAR FINANCE

DRIVING A CAR

CAR SAFETY

MAINTENANCE


4X4 (OFF-ROAD) DRIVING

DIY CAR HACKS

FAMILY ROAD TRIPS

CONCLUSION

81




GET YOURSELF SOME CHEAP **RUBBER MATS**

Cheap rectangular rubber mats from Game are a good, affordable investment. We recommend getting a set of four. They're useful for several reasons - it makes it easier to clean the floor (just take them out and give them a shake) and they're handy if something goes wrong (use them to kneel on to change a tyre, or lie on if you need to look underneath a vehicle.)

They're also pretty great for mud and sand, and give you something to unpack your boot items onto when you're out in the middle of nowhere

82



INVEST IN A **12 VOLT** MULTI-PLUG ADAPTER

This little device adds an additional three to four cigarette lighters to your car, which means you've got more spots to charge phones and plug in the GPS without battling over the only access to the car's power. **Sometimes, you'll be out somewhere where you have no electricity for five days and the only power source you have is your car**

83

KEEP AN OSRAM **MAGNETIC LIGHT** IN YOUR CUBBY

These circular lights with a magnet at the back can be a real lifesaver for the 4x4 DIY-er. The magnets stick to the chassis of the car (if you're lying underneath, trying to fix things), tent poles, inside a boot or bonnet... you'll soon find it invaluable in a number of circumstances



Want to find out more about 4x4 driving? Check out our full blog posts on the Suzuki blog:

- [7 driving tips for your 4x4](#)
- [MacGyver tips and hacks for a 4x4](#)
- [Trailblazing and off-roading: brave any frontier with these 4x4 driving tips](#)
- [Off-road series with Alan Pepper: How to drive downhill nose first](#)
- [Off-road series with Alan Pepper: How to reverse stall start](#)
- [Off-road series with Alan Pepper: How to drive in deep water](#)



INTRODUCTION

BUYING A CAR

CAR FINANCE

DRIVING A CAR

CAR SAFETY

MAINTENANCE

4X4 (OFF-ROAD) DRIVING

DIY CAR HACKS

FAMILY ROAD TRIPS

CONCLUSION

84



TOOTHPASTE WILL MAKE YOUR HEADLIGHTS SPARKLE

WILL MAKE YOUR HEADLIGHTS

SPARKLE

Headlights looking a bit murky? Whip out a tube of toothpaste with an old toothbrush and give them a scrub...

Leave it on for a few minutes before rinsing then dry the lights thoroughly and put on a coat of car wax to keep them clean

85



Keep a bottle of clear nail polish in your emergency kit. Dab some clear nail polish on windscreen chips as a temporary fix, to prevent the chips from becoming cracks which require your windscreen to be replaced



86

Nail polish remover

DOUBLES as a windscreen cleaner



There's nothing worse than getting car polish on your windscreen. Not only is it a nightmare to wash off, but it's hazardous in rainy or misty weather as it hinders your visibility. We have the solution. . .

Dip a cloth in some nail polish remover and give your windscreen a good clean - that pesky polish will be gone for good, leaving your windscreen looking as good as new



INTRODUCTION

BUYING A CAR

CAR FINANCE

DRIVING A CAR

CAR SAFETY

MAINTENANCE

4X4 (OFF-ROAD) DRIVING

DIY CAR HACKS

FAMILY ROAD TRIPS

CONCLUSION

87



NOTICED A
SMALL DENT
ON YOUR DOOR?

Grab your household plunger and suck that dent right out! This trick will work for appliances like your fridge, dishwasher or washing machine too. It's important to note, however, that this only works for small, shallow dents

88

BAKING SODA

removes smells

Strange smell in the back seat? Perhaps you forgot a wet towel in your car overnight or your toddler spilt their snack all over your car's carpets.



89



**BUGS
SPLATTERED**

on your front grille?

Grab a bottle of **Spray and Cook from your kitchen** and spray your grille. Wait a few minutes, and then use a microfiber cloth to wipe it clean. This protects your paint job, eliminating the need to scrub bug-cement from your baby



Sprinkle some dry baking soda on the affected area and leave it for a couple of hours before vacuuming it up. The baking soda will neutralise the bad smell, leaving your car odor-free



INTRODUCTION

BUYING A CAR

CAR FINANCE

DRIVING A CAR

CAR SAFETY

MAINTENANCE

4X4 (OFF-ROAD) DRIVING

DIY CAR HACKS

FAMILY ROAD TRIPS

CONCLUSION

90



SERVICE

YOUR CAR BEFORE YOU GO
ON A ROAD TRIP



The last thing you need on a holiday is to break down on the side of a freeway.
Get all those squeaks and rattles sorted out before you hit the road

91



PLAN

YOUR ROUTE BEFORE YOU
LEAVE HOME

If it's a route you haven't travelled, ask around for advice on what to expect. Is one route particularly dangerous, has a lot of road works or in bad condition? You need to keep all these things in mind

92

CHECK YOUR LADEN TYRE PRESSURE

Your car only touches the ground at four, palm sized points - your tyres. If your pressure is incorrect a wheel could blow or severely affect your handling. Remember that a heavily laden car has a different tyre pressure to a light car so, stop by a petrol station close to your home on your way out before heat builds up in the tyre

93

Plan regular pit stops on a long journey

Regular rests are essential to staying safe on the road. It's best to time these for every two hours, or 200km's. Take a break from being behind the wheel, and stretch your legs to keep your mind alert



INTRODUCTION

BUYING A CAR

CAR FINANCE

DRIVING A CAR

CAR SAFETY

MAINTENANCE

4X4 (OFF-ROAD) DRIVING

DIY CAR HACKS

FAMILY ROAD TRIPS

CONCLUSION



94

MAKE SURE

THE KIDS

are settled. If you have small children, make sure they're safely buckled into car seats and not standing or moving around the vehicle



95



GET A GOOD NIGHT'S SLEEP

Before hitting the road for long distances, make sure you're well rested so you don't fall asleep behind the wheel

96



CHECK YOUR

TRAILER

If you're travelling with a trailer, test its lights, tyre pressure, and spare wheel, and check that the licence is still valid

97

Pack water and snacks. A little cooler box filled with delicious and...

healthy road trip snacks will save you fighting the crowds of other people who didn't pack food and are trying to get something at the rest stop fast food outlet. Rather relax on the grassy patch some of the bigger petrol stations have and enjoy your packed lunch



INTRODUCTION

BUYING A CAR

CAR FINANCE

DRIVING A CAR

CAR SAFETY

MAINTENANCE

4X4 (OFF-ROAD) DRIVING

DIY CAR HACKS

FAMILY ROAD TRIPS

CONCLUSION

98



KEEP YOUR TOLL GATE MONEY ON HAND

You can **save a lot of time** if you arrive **at each toll gate prepared** with your cards or cash. Also pick the line with the least cars - why wait and delay your trip when you don't need to?

99



KEEP A MAP IN YOUR CUBBY

Don't only rely on your phone's GPS to get you there - some parts of South Africa have very poor to nonexistent signal. **Buy a map book for the car, or print out your route on Google Maps**



100



TAKING YOUR PETS ALONG FOR THE RIDE?

Pets are particularly susceptible to heatstroke. Never leave your pets unattended in a hot car and, if it's hot, keep the air conditioner on while you drive. Make sure you have a **water bowl available** in the car so that you can give your pet something to drink whenever you make a pit stop

101



MAKE SURE YOUR PETS ARE BUCKLED UP!

It's extremely dangerous to let your pet roam freely in the car or hang out the window...

Not only does this cause distractions for the driver, but it also leads to injuries - if you slam on brakes, or swerve to avoid a pothole, your pet could go flying. If you have a small dog or a cat, make sure they travel inside a well ventilated carrier crate. If you have a medium to large dog, buckle them in using a pet safety harness attached to your car's seat belt

Want to find out more about family road trips?

Check out our full blog posts on the Suzuki blog:

[- Preparing your car for the holiday drive](#)

[- 10 tips for a fun family road trip with your pets](#)

[- How to prepare your toddler for their first long distance road trip- Off-road series with Alan](#)



INTRODUCTION

BUYING A CAR

CAR FINANCE

DRIVING A CAR

CAR SAFETY

MAINTENANCE

4X4 (OFF-ROAD) DRIVING

DIY CAR HACKS

FAMILY ROAD TRIPS

CONCLUSION



WE HOPE YOU ENJOYED OUR

101 CAR FACTS

...(with tips, tricks and hacks).

If you're not already a subscriber, we recommend that you subscribe to our blog - so that you don't miss out on our latest content from the Suzuki team of experts

SUBSCRIBE TO THE BLOG

If you have a question that wasn't answered in this eBook, we'd love to help you find the answer

Simply fill out our contact form with your question or any content suggestions you may have, and one of our team members will be in touch

CONTACT US

ABOUT THE

AUTHOR

Brand Marketing manager. The newly married Brendon joined the car industry in 2010 and finds the excitement of launching new models exhilarating. He enjoys learning about the creation of new models - from concept to production, marketing and sales - and watching them in action with customers; in short, as he puts it, "the entire vehicle lifecycle".

He's passionate about everything to do with cars, bikes and 4x4s and, unsurprisingly, the Jimny is his favourite model because it will "still be SUPER cool in 30 year's time and show the 'bigger, tougher, more expensive' 4x4's how it's done." He is an off-road fanatic and loves adventuring in the outdoors - hunting for geocaches, going scuba diving and taking his motorbike out